

GROUND LEVELS SHOWN ARE APPROXIMATE, BUILDER IS TO CHECK ALL LEVELS AND POSITION ONSITE WITH OWNER BEFORE COMMENCING WORK.

EXISTING FLOOR LEVEL TO REMAIN THE SAME

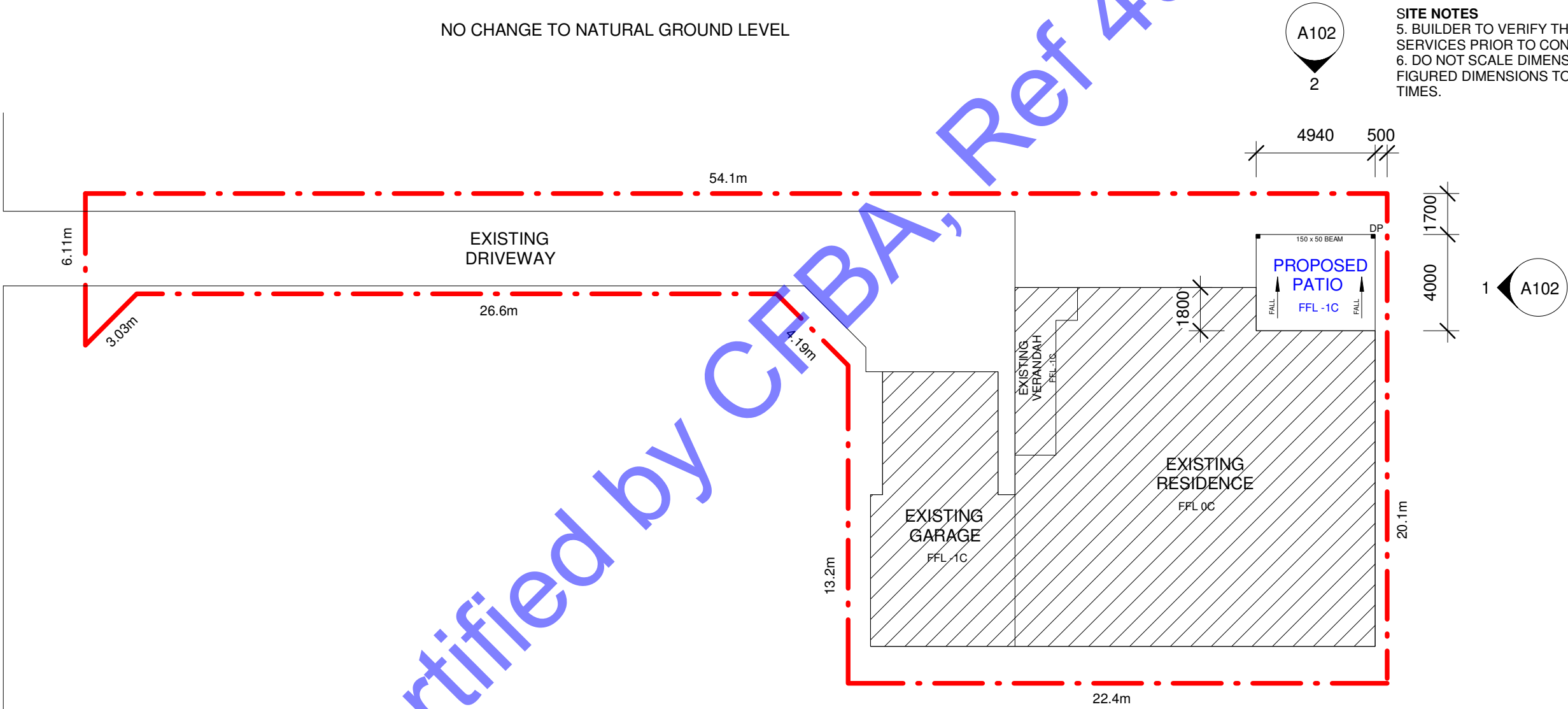
RAINWATER TO BE CONNECTED TO EXISTING STORMWATER SYSTEM

NO CHANGE TO NATURAL GROUND LEVEL

- GENERAL CONSTRUCTION NOTES:**
- 1. ALL CONSTRUCTION TO CONFORM TO B.C.A AND AUSTRALIAN STANDARDS AND IN ACCORDANCE WITH RELEVANT SERVICES AND AUTHORITY REGULATIONS
 - 2. ALL WORK TO BE CARRIED OUT BY FULLY QUALIFIED AND LICENSED TRADESPERSONS. ALL DIMENSIONS ARE TO BE CONFIRMED BY BUILDER ON SITE. REFER TO WRITTEN DIMENSIONS TO BE TAKEN IN PREFERENCE TO SCALED. GROUND LEVELS SHOWN ARE APPROXIMATE, BUILDER IS TO CHECK ALL LEVELS AND POSITION ONSITE WITH OWNER BEFORE COMMENCING WORK.
 - 3. REFER TO ENGINEERS DESIGN, DOCUMENTATION AND CALCULATION FOR DETAILS ON ALL STRUCTURAL COMPONENTS
 - 4. ALL ELECTRICAL WORK (INC. WIRINGS & INSTALLATIONS) CARRIED OUT, TO BE IN ACCORDANCE WITH AS 3000.

- SITE NOTES**
- 5. BUILDER TO VERIFY THE LOCATION OF ALL SERVICES PRIOR TO CONSTRUCTION.
 - 6. DO NOT SCALE DIMENSIONS OFF PLAN. FIGURED DIMENSIONS TO BE USED AT ALL TIMES.

ALLEN STREET



1 SITE PLAN
1 : 200

NOTE
ALL CONSTRUCTION TO BE IN ACCORDANCE WITH ALL ENGINEERS DETAILS, ALL RELEVANT AUSTRALIAN STANDARDS & THE BUILDING CODE OF AUSTRALIA

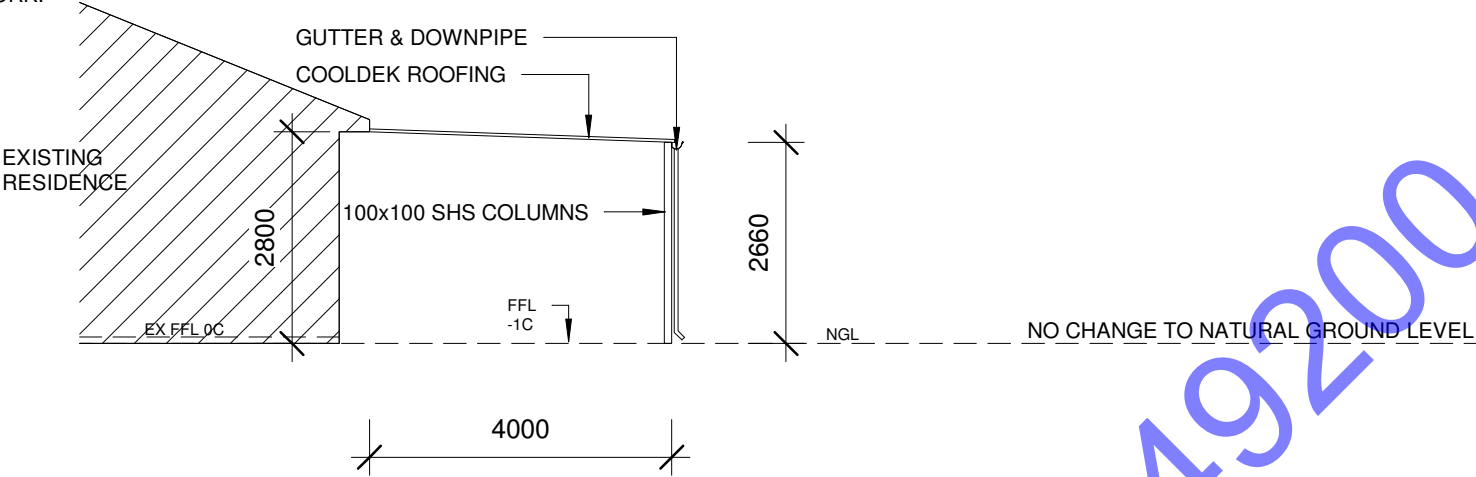


REV	DATE	DESCRIPTION	BY	CHKD. BY

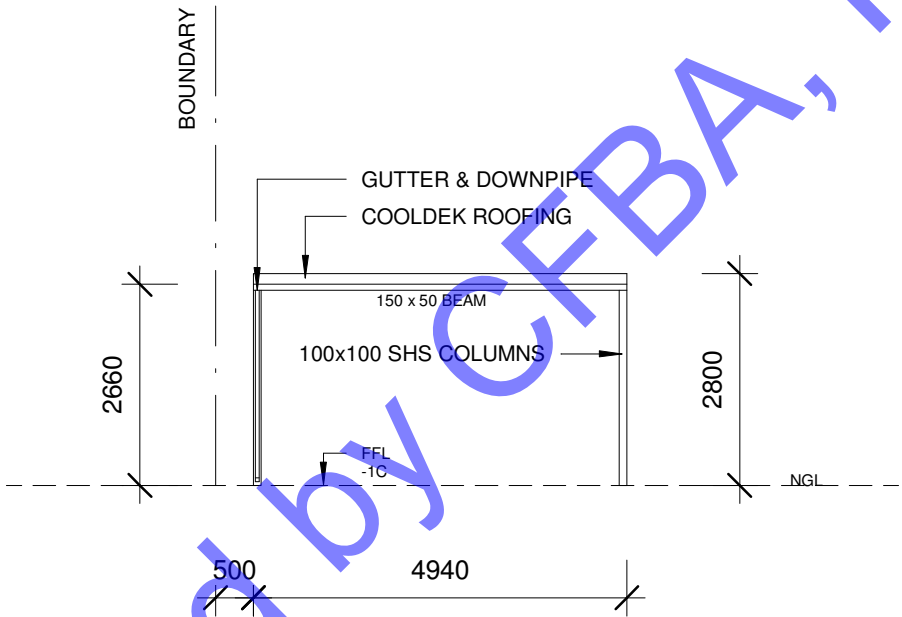
Advanced Patios		Proposed Site Plan	
Proposed Patio 64A Allen St, East Fremantle		Project number	3400
		Date	15/7/25
		Drawn by	SMK
		Checked by	JC
		Revision No.	
		Scale	1 : 200@ A3
		A101	

GROUND LEVELS SHOWN ARE APPROXIMATE, BUILDER IS TO CHECK ALL LEVELS AND POSITION ONSITE WITH OWNER BEFORE COMMENCING WORK.

EXISTING FLOOR LEVEL TO REMAIN THE SAME



1 ELEVATION 1
1 : 100



2 ELEVATION 2
1 : 100

- GENERAL CONSTRUCTION NOTES:**
1. ALL CONSTRUCTION TO CONFORM TO B.C.A AND AUSTRALIAN STANDARDS AND IN ACCORDANCE WITH RELEVANT SERVICES AND AUTHORITY REGULATIONS
 2. ALL WORK TO BE CARRIED OUT BY FULLY QUALIFIED AND LICENSED TRADESPERSONS. ALL DIMENSIONS ARE TO BE CONFIRMED BY BUILDER ON SITE. REFER TO WRITTEN DIMENSIONS TO BE TAKEN IN PREFERENCE TO SCALED. GROUND LEVELS SHOWN ARE APPROXIMATE, BUILDER IS TO CHECK ALL LEVELS AND POSITION ONSITE WITH OWNER BEFORE COMMENCING WORK.
 3. REFER TO ENGINEERS DESIGN, DOCUMENTATION AND CALCULATION FOR DETAILS ON ALL STRUCTURAL COMPONENTS
 4. ALL ELECTRICAL WORK (INC. WIRINGS & INSTALLATIONS) CARRIED OUT, TO BE IN ACCORDANCE WITH AS 3000.

- SITE NOTES**
5. BUILDER TO VERIFY THE LOCATION OF ALL SERVICES PRIOR TO CONSTRUCTION.
 6. DO NOT SCALE DIMENSIONS OFF PLAN. FIGURED DIMENSIONS TO BE USED AT ALL TIMES.

NOTE
ALL CONSTRUCTION TO BE IN ACCORDANCE WITH ALL ENGINEERS DETAILS, ALL RELEVANT AUSTRALIAN STANDARDS & THE BUILDING CODE OF AUSTRALIA



REV	DATE	DESCRIPTION	BY	CHKD. BY

Advanced Patios		Proposed Elevations	
Proposed Patio 64A Allen St, East Fremantle	Project number	3400	Revision No.
	Date	15/7/25	Scale 1 : 100@ A3
	Drawn by	SMK	A102
	Checked by	JC	