11 PHILIP STREET

EAST FREMANTLE

STUDIO, ALFRESCO & POOL

Development application / Lee and Olivia Spurr



PROPOSED POOL HOUSE

Schematic visualisation | Not to scale

DRAWING REGISTER

Attached DA set / 17 layouts

NO.	DRAWING TITLE	REV.	DATE
0001	Cover Page	2	18.11.2026
1000	Survey Plan / Locality Plan	2	18.11.2026
1001	Proposed Demolition Plan	2	18.11.2026
1002	Clean Site Plan / Post Demolition	2	18.11.2026
1100	Proposed Site Plan / Landscape Plan	2	18.11.2026
1101	Proposed Lot Site Plan	2	18.11.2026
2000	Proposed Studio and Alfresco Plan	2	18.11.2026
2200	Proposed Studio Roof Plan	2	18.11.2026
3000	Proposed Building Elevations	2	18.11.2026
3001	Proposed Building Elevations	2	18.11.2026
3002	Proposed Building Coloured Elevations	2	18.11.2026
3003	Proposed Building Coloured Elevations	2	18.11.2026
3300	Proposed Building Sections	2	18.11.2026
3301	Proposed Building Sections	2	18.11.2026
5001	Proposed Pool Details	2	18.11.2026
5002	Proposed Pool Fencing Details	2	18.11.2026
5003	Proposed Sauna Details	2	18.11.2026

SITE & AREA CALCULATIONS

LOT DETAILS

Lot 76 on Plan 1794

Certificate of Title 1073 / 711
Town of East Fremantle

LOT AREA

1,062 m²

EXISTING STUDIO GFA*

Area: 38.57 m²

EXISTING OPEN ALFRESCO*

Approx Area. 22.21 m²

PROPOSED STUDIO incl. ENCLOSED ALFRESCO*

Area: 83.56 m²

EXISTING OPEN SPACE - ENTIRE LOT

Area: 619.72 m²
58.35%

PROPOSED OPEN SPACE - ENTIRE LOT

Area: 605.56 m²
57.02%

AMZUCU DESIGNS

RESIDENTIAL | COMMERCIAL | INTERIORS

+61 451 009 384

office@amzucudesigns.com.au

www.amzucudesigns.com.au

PROJECT

11 Philip Street East Fremantle
[redacted]

DRAWING TITLE

Cover Page

DRAWING NUMBER

0001

REVISION

2

PROJECT NO.		STATUS		
170 - 2627		ISSUE FOR DA		
SCALE	ISSUE DATE	DRAWN	CHECKED	SHEET
AS SHOWN	18.11.2026	GA, FJ, SM	GA	A2

REVISION HISTORY

REV	DATE	DESCRIPTION	DRN	CHK
1	06.11.26	ISSUE FOR DA	GA	GA
2	18.11.26	ISSUE FOR DA	GA	GA

STANDARD NOTES / DISCLAIMERS

A2 @ 100%

ARCHITECTURAL DOCUMENTATION

NOT FOR CONSTRUCTION

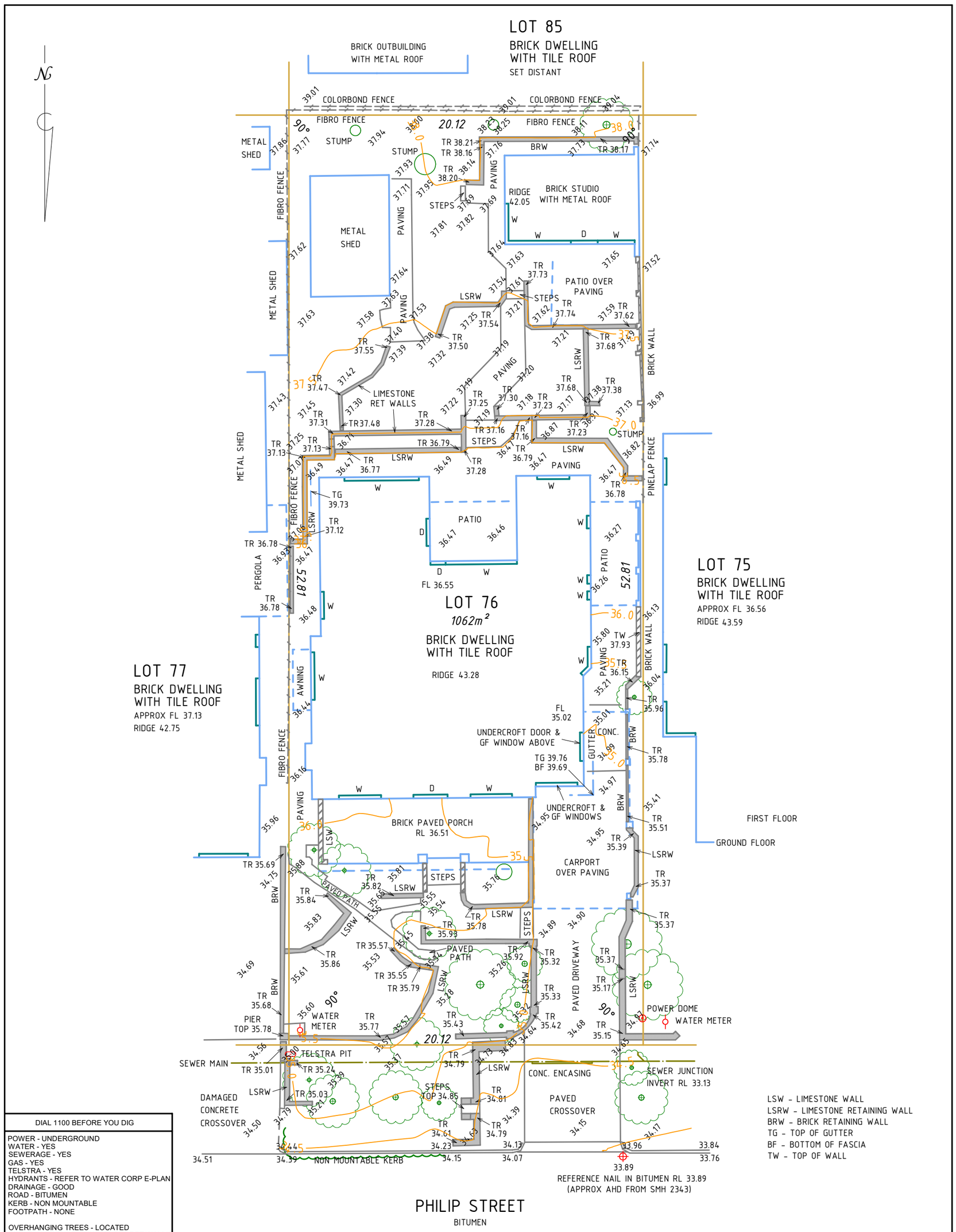

LSW - LIMESTONE WALL
LSRW - LIMESTONE RETAINING WALL
BRW - BRICK RETAINING WALL
TG - TOP OF GUTTER
BF - BOTTOM OF FASCIA
TW - TOP OF WALL

DIAL 1100 BEFORE YOU DIG
POWER - UNDERGROUND WATER - YES SEWERAGE - YES GAS - YES TELSTRA - YES HYDRANTS - REFER TO WATER CORP E-PLAN DRAINAGE - GOOD ROAD - BITUMEN KERB - NON MOUNTABLE FOOTPATH - NONE OVERHANGING TREES - LOCATED SIGNIFICANT ENCROACHMENTS - RET WALLS & FENCING BUSH FIRE PRONE AREA - NO

NOTE : NO BOUNDARY CORNER MARKS FOUND

CONTOUR & FEATURE SURVEY OF LOT 76
#11 PHILIP STREET, EAST FREMANTLE

PLAN	: 1794
C/T	: 1073-711
AUTHORITY	: TOWN OF EAST FREMANTLE
TOTAL LOT AREA	: 1062m²
SCALE	: 1 : 200 @ A3
SURVEY DATE	: 12-05-2026
JOB	: 22730

0 5 10
1 : 200 @ A3

DRAFTED BY	:	BH
DATE	:	15-05-2026
CHECKED BY	:	DKM

HEIGHT DATUM A.H.D.

SURVEYING SOLUTIONS WA
LICENSED LAND SURVEYORS
9300 8137
www.surveyingsolutionswa.com.au

CHECK TITLE FOR EASEMENTS, RESTRICTIVE COVENANTS ETC.
THIS SURVEY DOES NOT GUARANTEE THE CORRECT POSITION OF BOUNDARY PEGS FOUND OR FENCE POSITIONS SHOWN, UNLESS A BOUNDARY RE-ESTABLISHMENT SURVEY HAS BEEN UNDERTAKEN BY SURVEYING SOLUTIONS WA.
ALL FEATURES AND BUILDING POSITIONS ARE APPROXIMATE ONLY, AS THEY HAVE BEEN POSITIONED FROM MEASUREMENTS TAKEN FROM EXISTING PEGS, FENCES & WALLS.
A BOUNDARY RE-ESTABLISHMENT SURVEY IS RECOMMENDED PRIOR TO UNDERTAKING ANY SITE WORKS OR CONSTRUCTION.
INFORMATION SHOWN ON THIS SURVEY IS CURRENT AT THE DATE SHOWN.
SURVEYING SOLUTIONS WA ACCEPTS NO RESPONSIBILITY FOR ANY CHANGES THAT HAVE OCCURRED AFTER THIS DATE, TO SITE LEVELS AND FEATURES OR BUILDINGS.
CADASTRAL BOUNDARY DIMENSIONS SHOWN HAVE BEEN OBTAINED FROM SURVEY PLANS AND ARE SUBJECT TO FIELD SURVEY UNLESS SHOWN OTHERWISE.

1 Survey Plan

LOCALITY PLAN
11 PHILIP STREET, EAST FREMANTLE WA 6158

N AMZUCU DESIGNS
06 NOV 2026 | NTS



Google Maps aerial | Site pin indicates location only; boundaries not surveyed.

AMZUCU DESIGNS
RESIDENTIAL | COMMERCIAL | INTERIORS
+61 451 009 384
office@amzucudesigns.com.au
www.amzucudesigns.com.au

PROJECT
11 Philip Street East Fremantle
[redacted]

DRAWING TITLE
Survey Plan/ Locality Plan

DRAWING NUMBER	REVISION
1000	2

PROJECT NO.	STATUS			
170 - 2627	ISSUE FOR DA			
SCALE	ISSUE DATE	DRAWN	CHECKED	SHEET
AS SHOWN	18.11.2026	GA, FJ, SM	GA	A2

REVISION HISTORY

REV	DATE	DESCRIPTION	DRN	CHK
1	06.11.26	ISSUE FOR DA	GA	GA
2	18.11.26	ISSUE FOR DA	GA	GA

STANDARD NOTES / DISCLAIMERS

A2 @ 100%
ARCHITECTURAL DOCUMENTATION
NOT FOR CONSTRUCTION

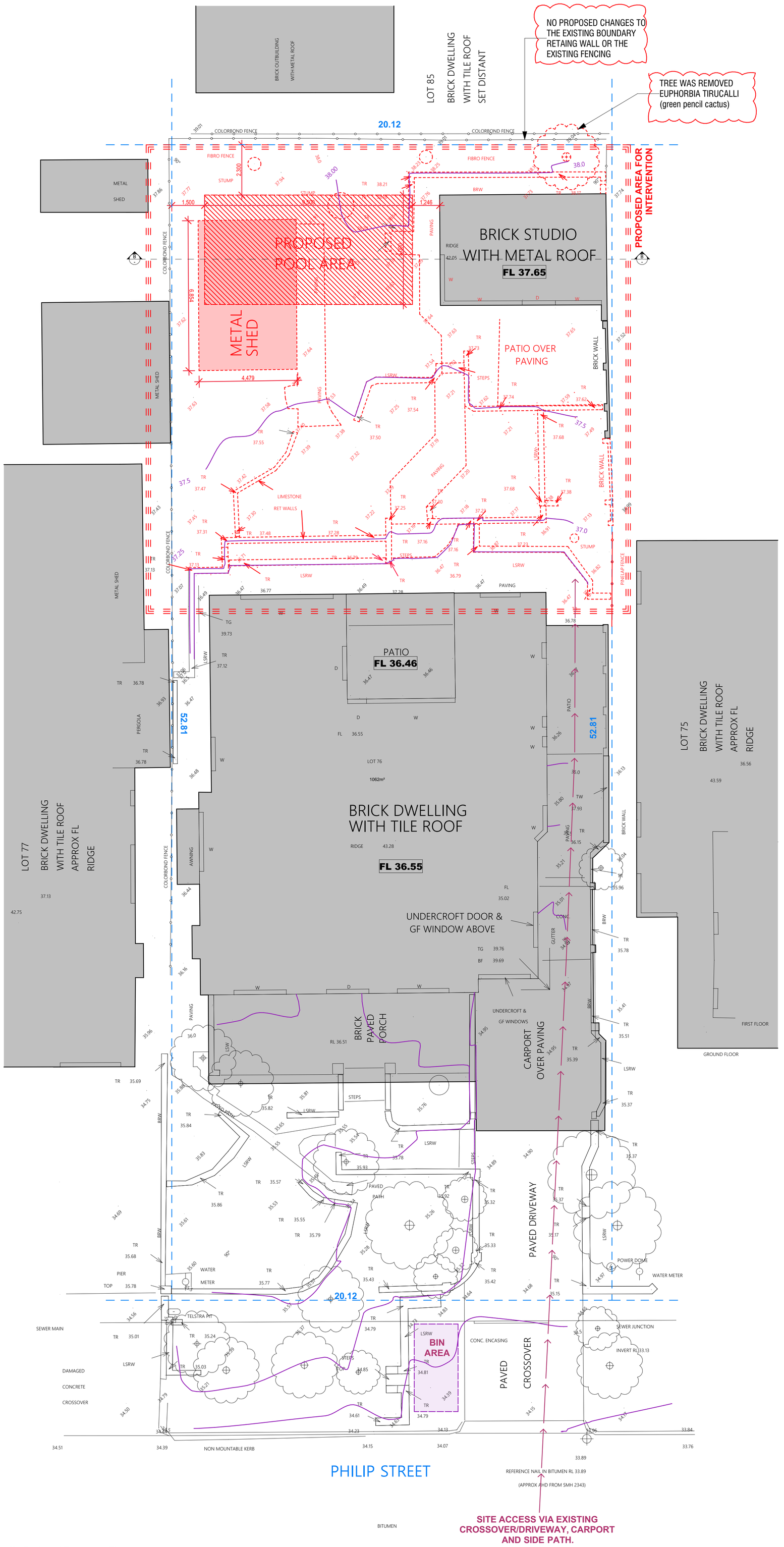

1 Backyard Demolition Plan
1:100

AMZUCU DESIGNS
RESIDENTIAL | COMMERCIAL | INTERIORS
+61 451 009 384
office@amzucudesigns.com.au
www.amzucudesigns.com.au

PROJECT
11 Philip Street East Fremantle
[redacted]

DRAWING TITLE
Proposed Demolition Plan

DRAWING NUMBER	REVISION
1001	2

PROJECT NO.	STATUS
170 - 2627	ISSUE FOR DA

SCALE	ISSUE DATE	DRAWN	CHECKED	SHEET
AS SHOWN	18.11.2026	GA, FJ, SM	GA	A1

REVISION HISTORY

REV	DATE	DESCRIPTION	DRN	CHK
1	06.11.26	ISSUE FOR DA	GA	GA
2	18.11.26	ISSUE FOR DA	GA	GA

STANDARD NOTES / DISCLAIMERS

A1 @ 100%
ARCHITECTURAL DOCUMENTATION
NOT FOR CONSTRUCTION

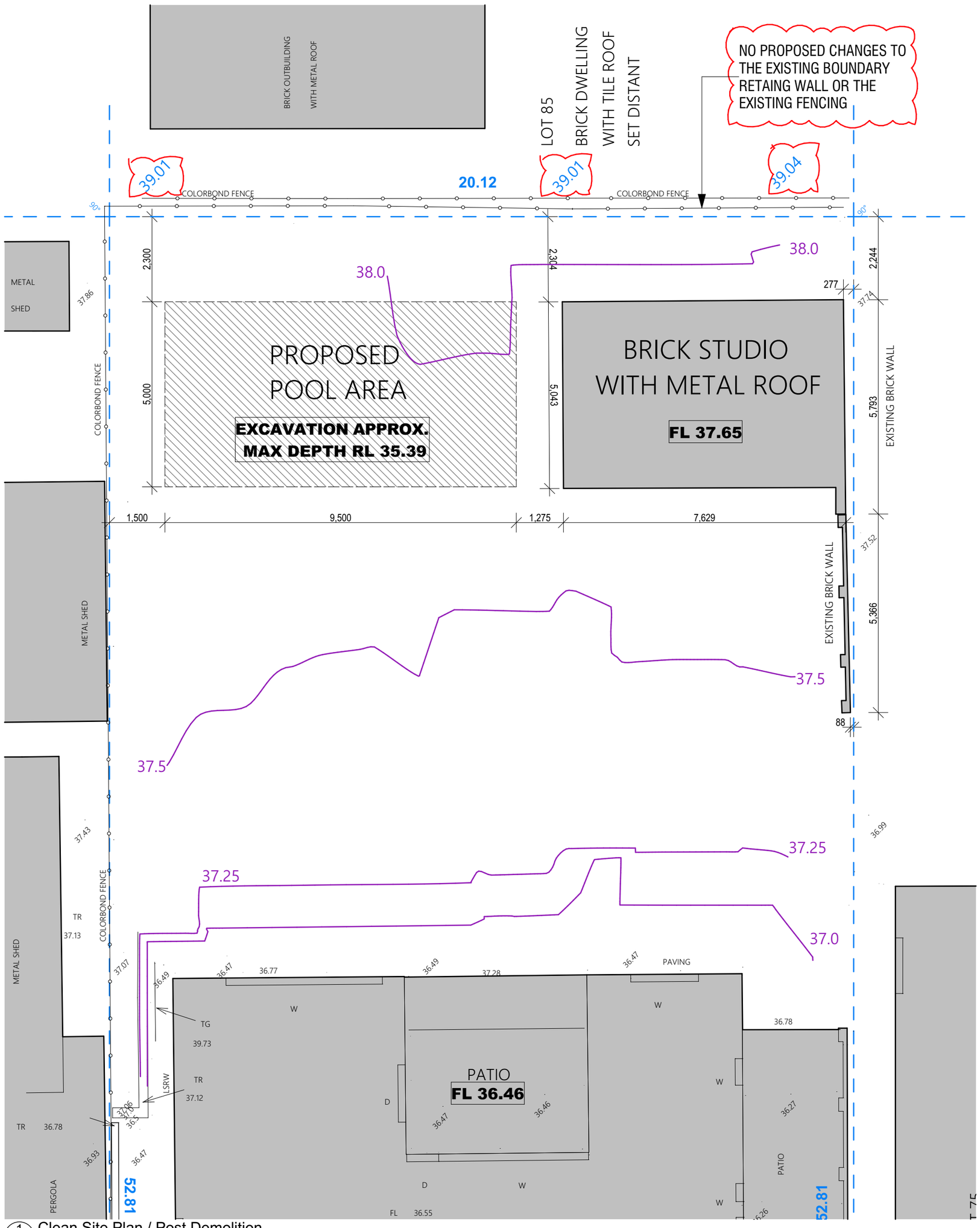

1 Clean Site Plan / Post Demolition
1:100

OCCUPIED SITE / POOL EXCAVATION

OCCUPANT SEPARATION
Maintain secure separation between the occupied dwelling / approved access and construction or excavation areas. Contractor to provide appropriate barriers and controlled access, including protection against access by children and pets.

EXCAVATION / TEMPORARY WORKS
Excavation limits, battering, shoring, underpinning, groundwater control and temporary works to engineer / specialist design as required. Allow for nearby retained studio, boundary walls and neighbouring structures.

FENCING / MESH
Contractor to select and maintain secure, suitable temporary fencing and gates. Warning tape or lightweight mesh alone is not an adequate means of preventing access to an open pool excavation. Keep statutory pool-barrier requirements separate from construction-site security.

N

AMZUCU DESIGNS
RESIDENTIAL | COMMERCIAL | INTERIORS
+61 451 009 384
office@amzucudesigns.com.au
www.amzucudesigns.com.au

PROJECT
11 Philip Street East Fremantle
[redacted]

DRAWING TITLE
Clean Site Plan / Post Demolition

DRAWING NUMBER
1002

REVISION
2

PROJECT NO.	STATUS
170 - 2627	ISSUE FOR DA

SCALE	ISSUE DATE	DRAWN	CHECKED	SHEET
AS SHOWN	18.11.2026	GA, FJ, SM	GA	A2

REVISION HISTORY

REV	DATE	DESCRIPTION	DRN	CHK
1	06.11.26	ISSUE FOR DA	GA	GA
2	18.11.26	ISSUE FOR DA	GA	GA

STANDARD NOTES / DISCLAIMERS

DO NOT SCALE DRAWINGS. FIGURED DIMENSIONS GOVERN.

ALL DIMENSIONS ARE IN MILLIMETRES AND LEVELS IN METRES UNLESS NOTED OTHERWISE.

VERIFY RELEVANT SITE DIMENSIONS AND LEVELS. REFER DISCREPANCIES TO THE DESIGNER FOR CLARIFICATION.

READ WITH THE ASSOCIATED PLANS, ELEVATIONS, SECTIONS AND PLANNING REPORT.

REFER TO THE DEMOLITION PLAN FOR THE EXTENT OF REMOVALS. EXISTING STRUCTURES IDENTIFIED TO REMAIN ARE RETAINED.

REFER TO THE MATERIALS AND COLOUR LAYOUT FOR PROPOSED EXTERNAL FINISHES.

DEVELOPMENT APPLICATION — NOT FOR CONSTRUCTION.

A2 @ 100%
ARCHITECTURAL DOCUMENTATION
NOT FOR CONSTRUCTION

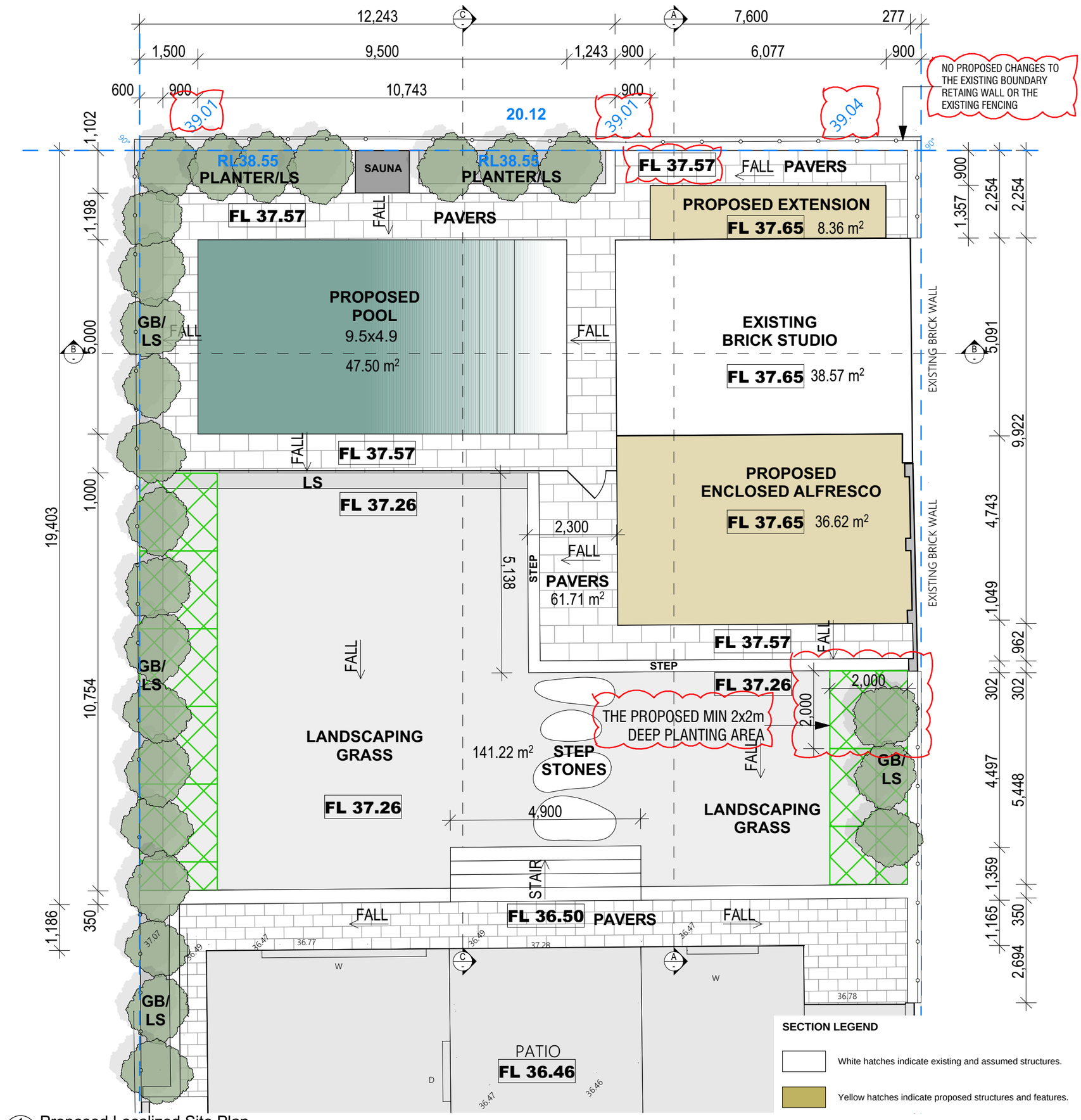

1 Proposed Localized Site Plan
1:100

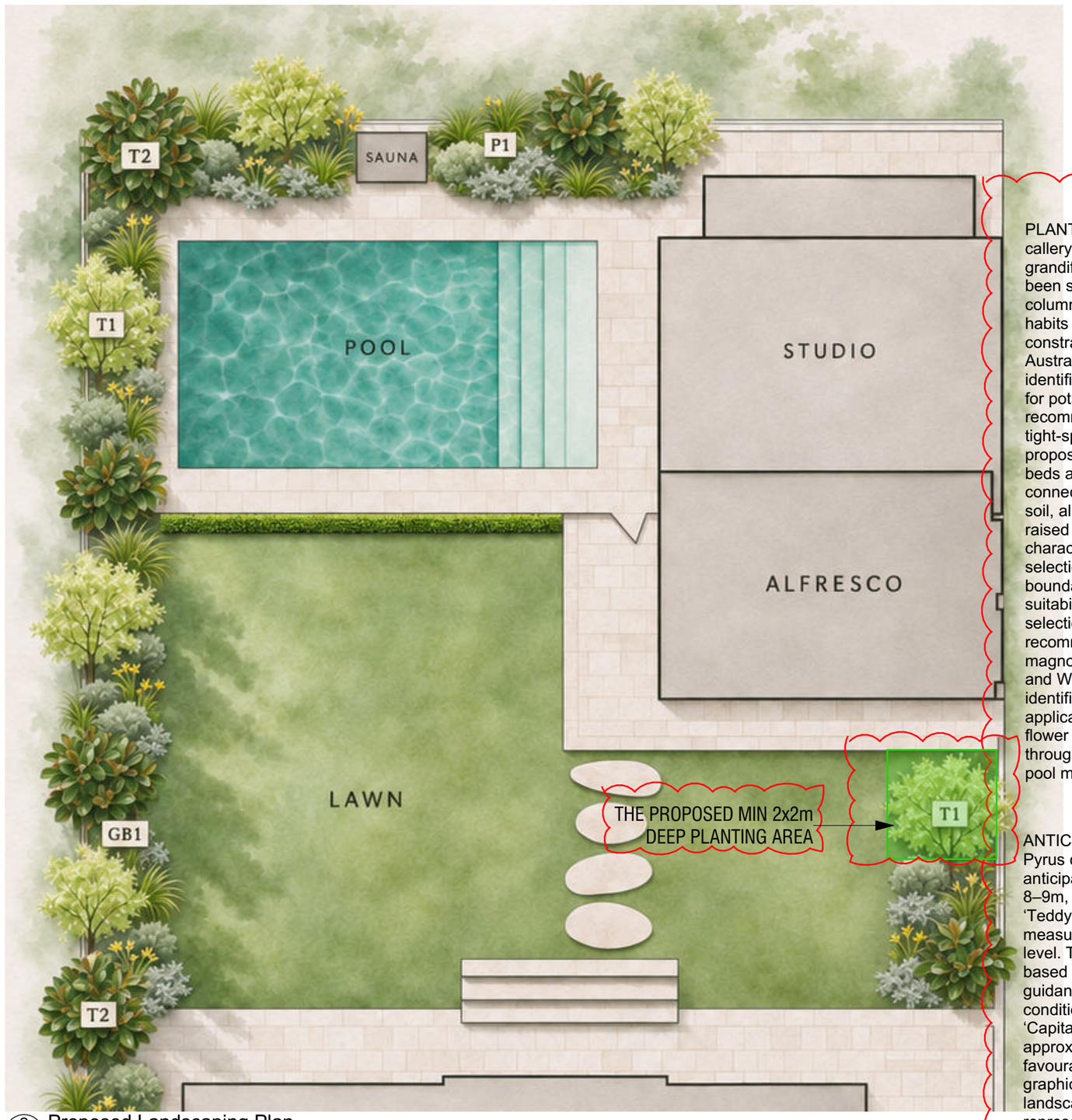

PLANTING SELECTION: Pyrus calleryana 'Capital' and Magnolia grandiflora 'Teddy Bear' have been selected for their upright, columnar or compact growth habits and suitability for constrained landscape settings. Australian nursery guidance identifies both cultivars as suitable for pots, while Speciality Trees recommends 'Capital' pears for tight-space screening. The proposed 900mm-wide planting beds are open-bottomed and connected to underlying natural soil, allowing rooting beyond the raised planter volume. These characteristics support their selection for the proposed boundary planting. Poolside suitability has also informed the selection: Speciality Trees recommends 'Teddy Bear' magnolia for poolside screening, and WA grower Ellenby Tree Farm identifies 'Capital' pear for pool applications. Seasonal leaf and flower fall will be managed through routine landscape and pool maintenance.

ANTICIPATED TREE HEIGHTS: Pyrus calleryana 'Capital' is anticipated to reach approximately 8–9m, and Magnolia grandiflora 'Teddy Bear' approximately 4m, measured above planting soil level. These indicative heights are based on published landscape guidance and vary with growing conditions, age and pruning. 'Capital' pears can reach approximately 11–12m under favourable conditions. Tree graphics are indicative of landscape character and do not represent fixed mature dimensions.

N

2 Proposed Landscaping Plan
1:100

TREES

T1 ORNAMENTAL PEAR
Pyrus calleryana Capital

T2 MAGNOLIA
Magnolia grandiflora Teddy Bear

NATIVE UNDERSTOREY

N1 COASTAL ROSEMARY
Westringia Grey Box

N2 LOMANDRA
Lomandra Tanika

N3 KALBARRI CARPET
Eremophila glabra

N4 KANGAROO PAW
Anigozanthos hybrids

PLANTING ZONES

P1 PLANTERS
Repeated N1 + N2 with N3 edging.

GB1 GARDEN BEDS
Same native mix with N4 accents.

AMZUCU DESIGNS
RESIDENTIAL | COMMERCIAL | INTERIORS
+61 451 009 384
office@amzucudesigns.com.au
www.amzucudesigns.com.au

PROJECT

11 Philip Street East Fremantle
[redacted]

DRAWING TITLE

Proposed Site Plan / Landscape Plan

DRAWING NUMBER	REVISION
1100	2

PROJECT NO.	STATUS
170 - 2627	ISSUE FOR DA

SCALE	ISSUE DATE	DRAWN	CHECKED	SHEET
AS SHOWN	18.11.2026	GA, FJ, SM	GA	A2

REVISION HISTORY

REV	DATE	DESCRIPTION	DRN	CHK
1	06.11.26	ISSUE FOR DA	GA	GA
2	18.11.26	ISSUE FOR DA	GA	GA

STANDARD NOTES / DISCLAIMERS

DO NOT SCALE DRAWINGS. FIGURED DIMENSIONS GOVERN.

ALL DIMENSIONS ARE IN MILLIMETRES AND LEVELS IN METRES UNLESS NOTED OTHERWISE.

VERIFY RELEVANT SITE DIMENSIONS AND LEVELS. REFER DISCREPANCIES TO THE DESIGNER FOR CLARIFICATION.

READ WITH THE ASSOCIATED PLANS, ELEVATIONS, SECTIONS AND PLANNING REPORT.

REFER TO THE DEMOLITION PLAN FOR THE EXTENT OF REMOVALS. EXISTING STRUCTURES IDENTIFIED TO REMAIN ARE RETAINED.

REFER TO THE MATERIALS AND COLOUR LAYOUT FOR PROPOSED EXTERNAL FINISHES.

DEVELOPMENT APPLICATION — NOT FOR CONSTRUCTION.

A2 @ 100%

ARCHITECTURAL DOCUMENTATION

NOT FOR CONSTRUCTION

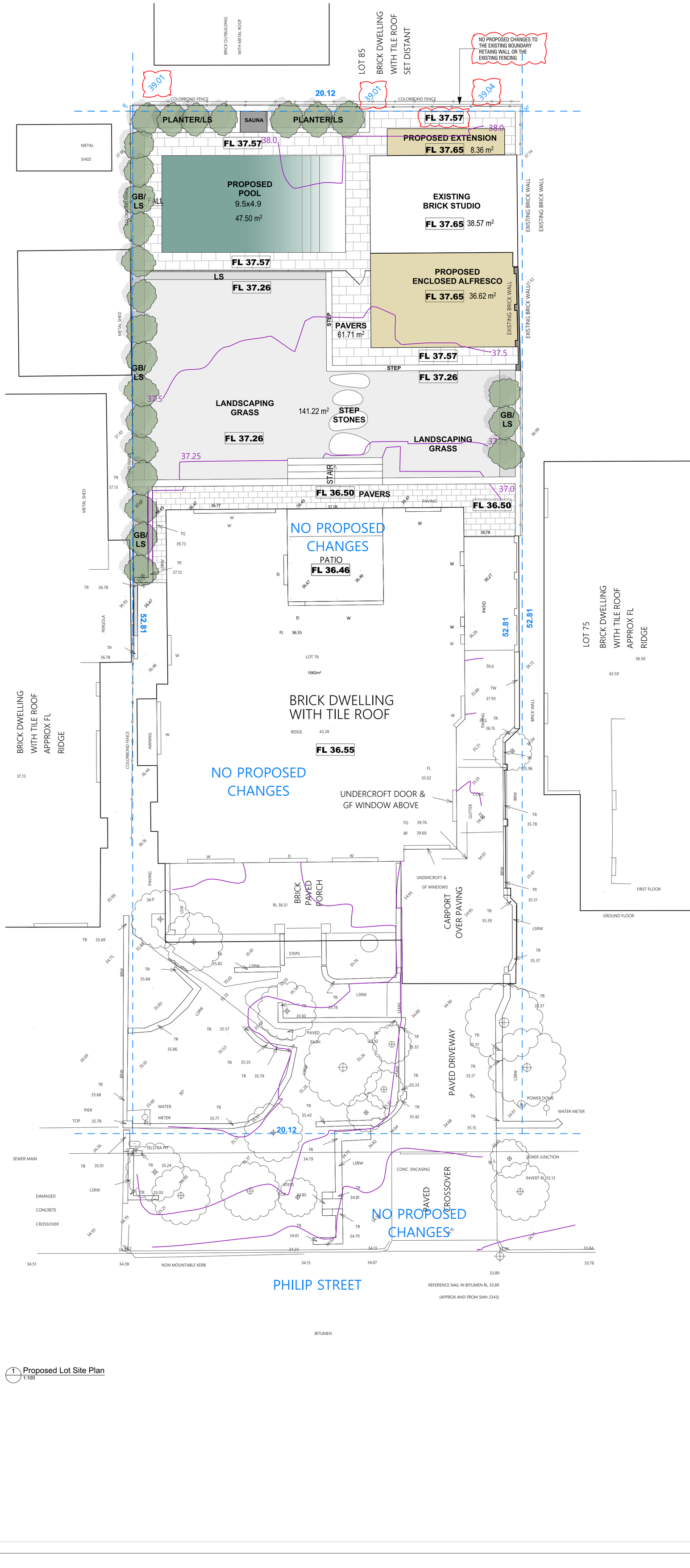

1 Proposed Lot Site Plan
1:100

N

AMZUCU DESIGNS
RESIDENTIAL | COMMERCIAL | INTERIORS
+61 451 009 384
office@amzucudesigns.com.au
www.amzucudesigns.com.au

PROJECT
11 Philip Street East Fremantle
[redacted]

DRAWING TITLE
Proposed Site Plan

DRAWING NUMBER	REVISION
1101	2

PROJECT NO.		STATUS		
170 - 2627		ISSUE FOR DA		
SCALE	ISSUE DATE	DRAWN	CHECKED	SHEET
AS SHOWN	18.11.2026	GA, FJ, SM	GA	A1

REVISION HISTORY

REV	DATE	DESCRIPTION	DRN	CHK
1	06.11.26	ISSUE FOR DA	GA	GA
2	18.11.26	ISSUE FOR DA	GA	GA

STANDARD NOTES / DISCLAIMERS

A1 @ 100%
ARCHITECTURAL DOCUMENTATION
NOT FOR CONSTRUCTION

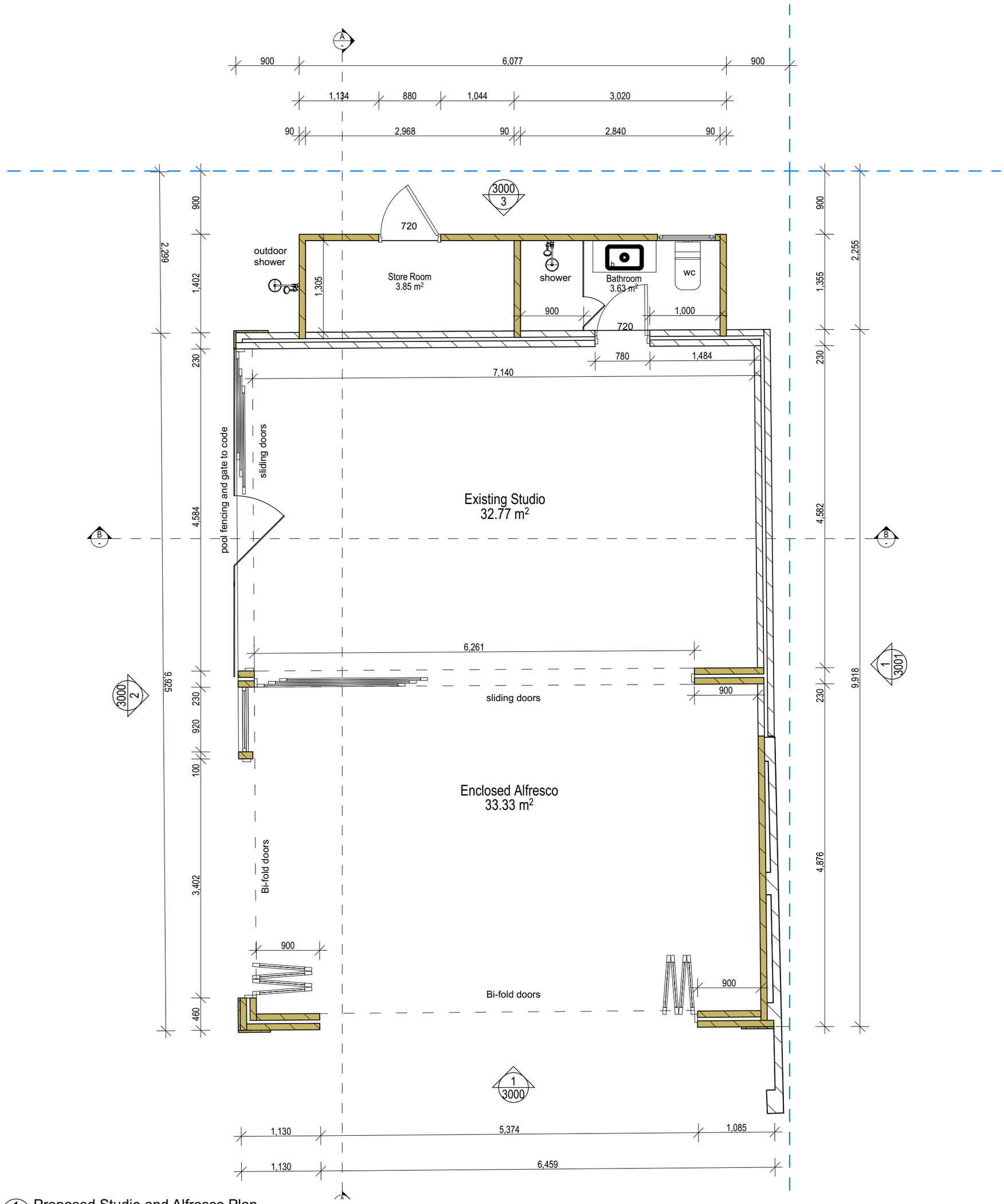

1 Proposed Studio and Alfresco Plan
1:50

N

AMZUCU DESIGNS
RESIDENTIAL | COMMERCIAL | INTERIORS
+61 451 009 384
office@amzucudesigns.com.au
www.amzucudesigns.com.au

PROJECT

11 Philip Street East Fremantle
[redacted]

DRAWING TITLE

Proposed Studio and Alfresco Plan

DRAWING NUMBER	REVISION
2000	2

PROJECT NO.	STATUS
170 - 2627	ISSUE FOR DA

SCALE	ISSUE DATE	DRAWN	CHECKED	SHEET
AS SHOWN	18.11.2026	GA, FJ, SM	GA	A2

REVISION HISTORY

REV	DATE	DESCRIPTION	DRN	CHK
1	06.11.26	ISSUE FOR DA	GA	GA
2	18.11.26	ISSUE FOR DA	GA	GA

STANDARD NOTES / DISCLAIMERS

DO NOT SCALE DRAWINGS. FIGURED DIMENSIONS GOVERN.

ALL DIMENSIONS ARE IN MILLIMETRES AND LEVELS IN METRES UNLESS NOTED OTHERWISE.

VERIFY RELEVANT SITE DIMENSIONS AND LEVELS. REFER DISCREPANCIES TO THE DESIGNER FOR CLARIFICATION.

READ WITH THE ASSOCIATED PLANS, ELEVATIONS, SECTIONS AND PLANNING REPORT.

REFER TO THE DEMOLITION PLAN FOR THE EXTENT OF REMOVALS. EXISTING STRUCTURES IDENTIFIED TO REMAIN ARE RETAINED.

REFER TO THE MATERIALS AND COLOUR LAYOUT FOR PROPOSED EXTERNAL FINISHES.

DEVELOPMENT APPLICATION — NOT FOR CONSTRUCTION.

SECTION LEGEND

White hatches indicate existing and assumed structures.

Yellow hatches indicate proposed structures and features.

A2 @ 100%

ARCHITECTURAL DOCUMENTATION

NOT FOR CONSTRUCTION

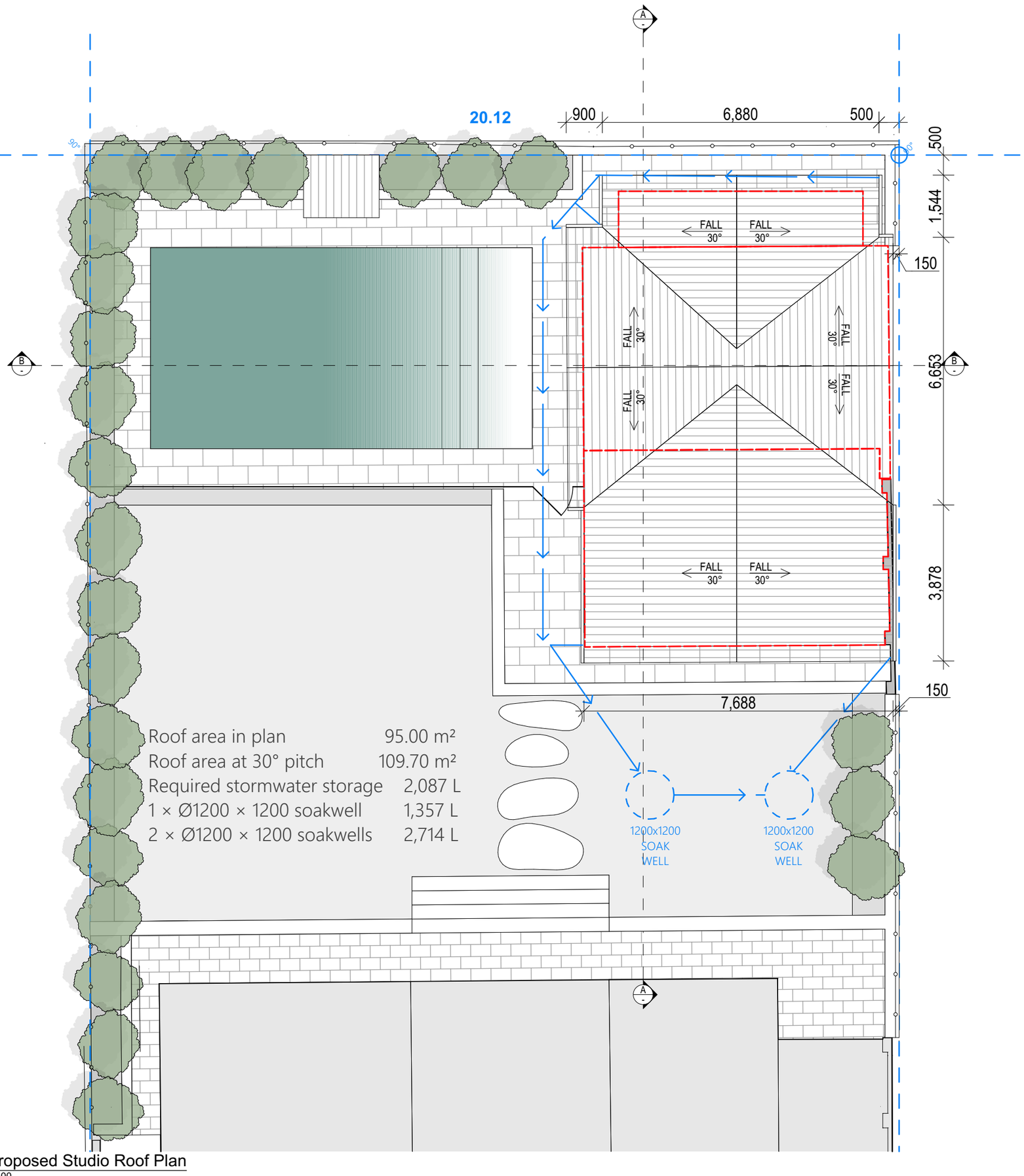

1 Proposed Studio Roof Plan
1:100

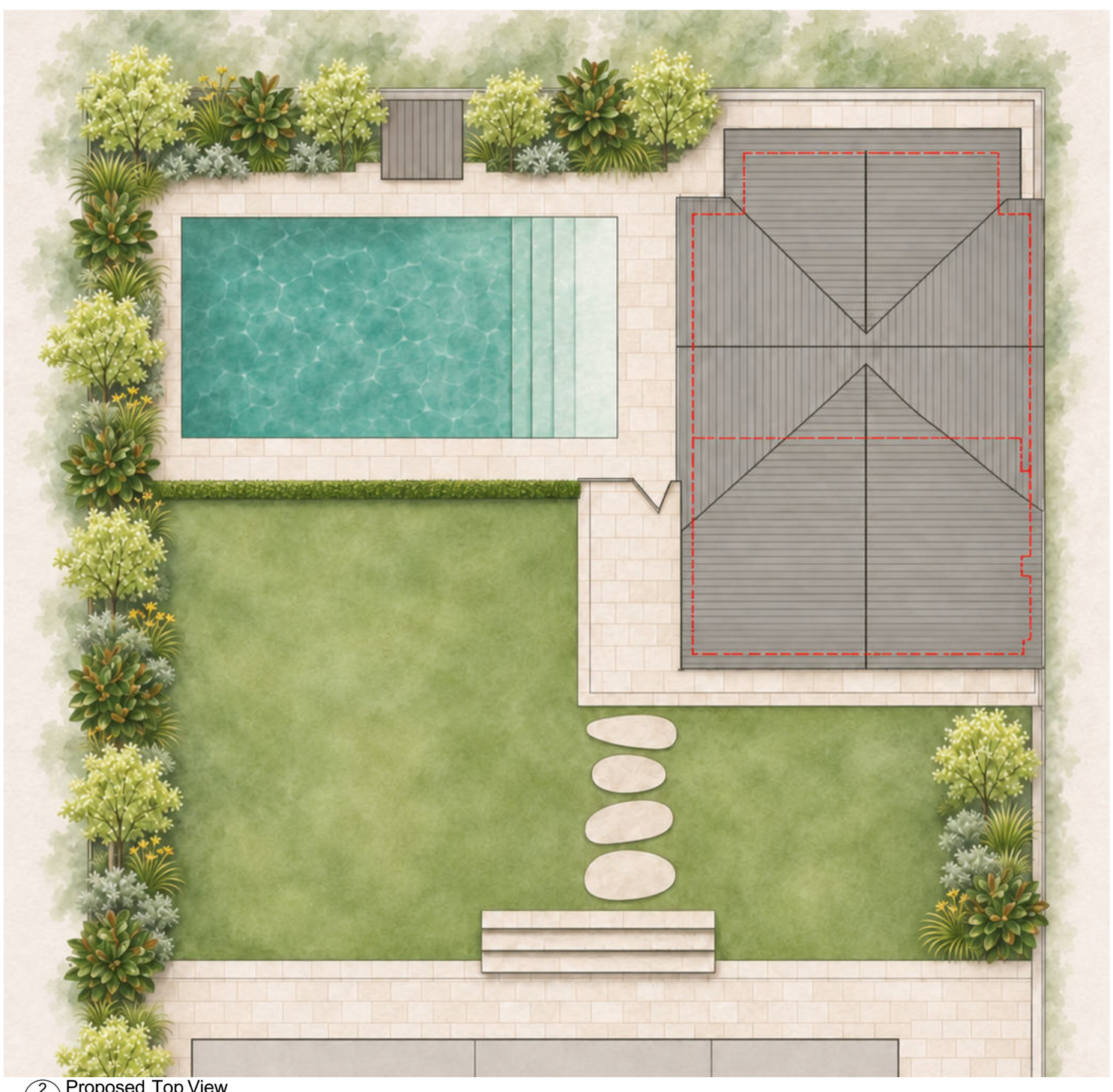

2 Proposed Top View
1:100

N

AMZUCU DESIGNS
RESIDENTIAL | COMMERCIAL | INTERIORS
+61 451 009 384
office@amzucudesigns.com.au
www.amzucudesigns.com.au

PROJECT
11 Philip Street East Fremantle
[redacted]

DRAWING TITLE
Proposed Studio Roof Plan

DRAWING NUMBER **2200** | REVISION 2

PROJECT NO.		STATUS		
170 - 2627		ISSUE FOR DA		
SCALE	ISSUE DATE	DRAWN	CHECKED	SHEET
AS SHOWN	18.11.2026	GA, FJ, SM	GA	A2

REVISION HISTORY

REV	DATE	DESCRIPTION	DRN	CHK
1	06.11.26	ISSUE FOR DA	GA	GA
2	18.11.26	ISSUE FOR DA	GA	GA

STANDARD NOTES / DISCLAIMERS

DO NOT SCALE DRAWINGS. FIGURED DIMENSIONS GOVERN.

ALL DIMENSIONS ARE IN MILLIMETRES AND LEVELS IN METRES UNLESS NOTED OTHERWISE.

VERIFY RELEVANT SITE DIMENSIONS AND LEVELS. REFER DISCREPANCIES TO THE DESIGNER FOR CLARIFICATION.

READ WITH THE ASSOCIATED PLANS, ELEVATIONS, SECTIONS AND PLANNING REPORT.

REFER TO THE DEMOLITION PLAN FOR THE EXTENT OF REMOVALS. EXISTING STRUCTURES IDENTIFIED TO REMAIN ARE RETAINED.

REFER TO THE MATERIALS AND COLOUR LAYOUT FOR PROPOSED EXTERNAL FINISHES.

DEVELOPMENT APPLICATION — NOT FOR CONSTRUCTION.

ROOF FINISHES LEGEND



RF01 **ROOF SHEETING** LYSAGHT TRIMDEK COLORBOND steel — Wallaby

RW01 **GUTTERS** COLORBOND steel — Wallaby

FL01 **FLASHINGS** COLORBOND steel — Wallaby

A2 @ 100%
ARCHITECTURAL DOCUMENTATION
NOT FOR CONSTRUCTION

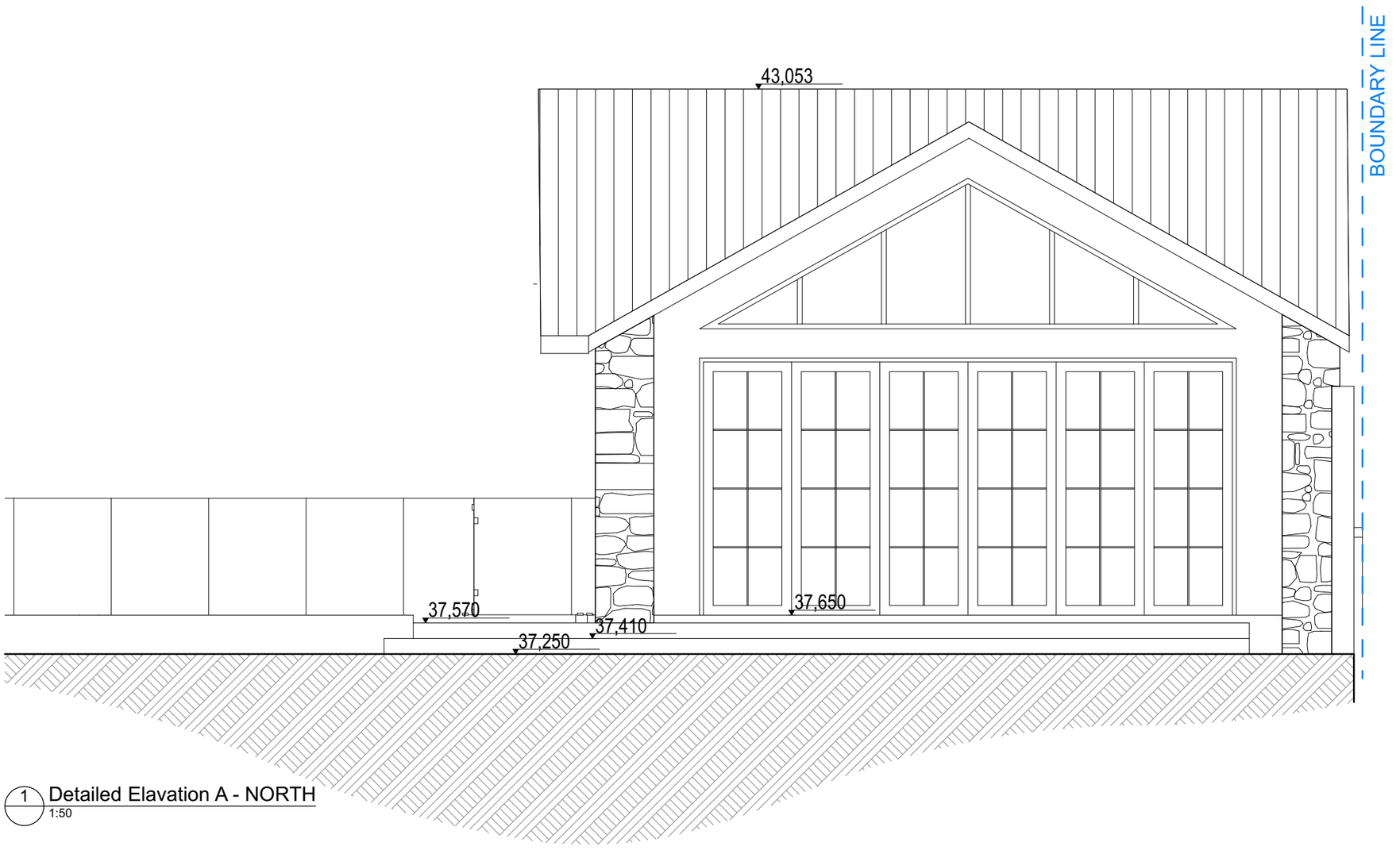

1 Detailed Elavation A - NORTH
1:50

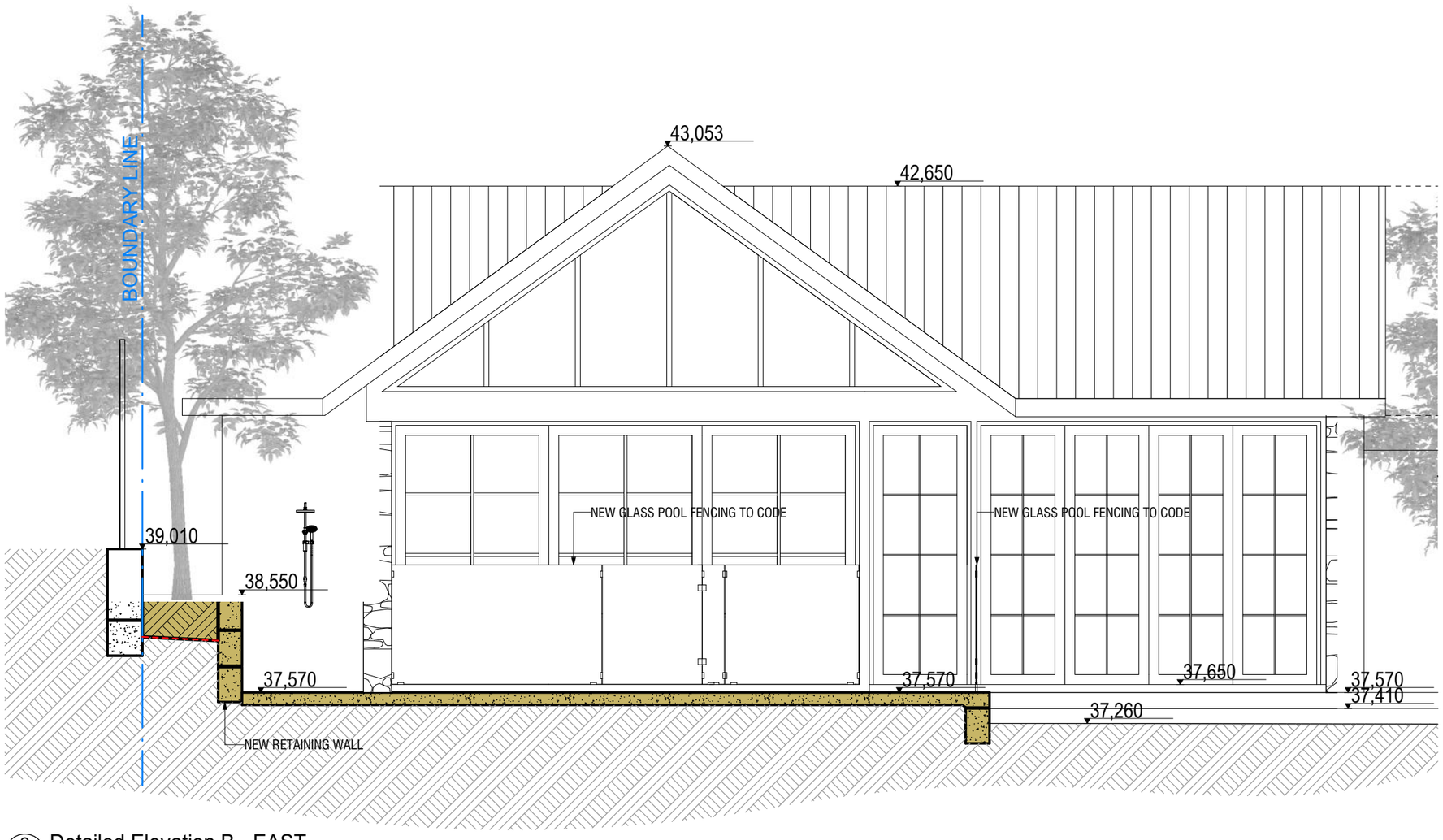

2 Detailed Elevation B - EAST
1:50

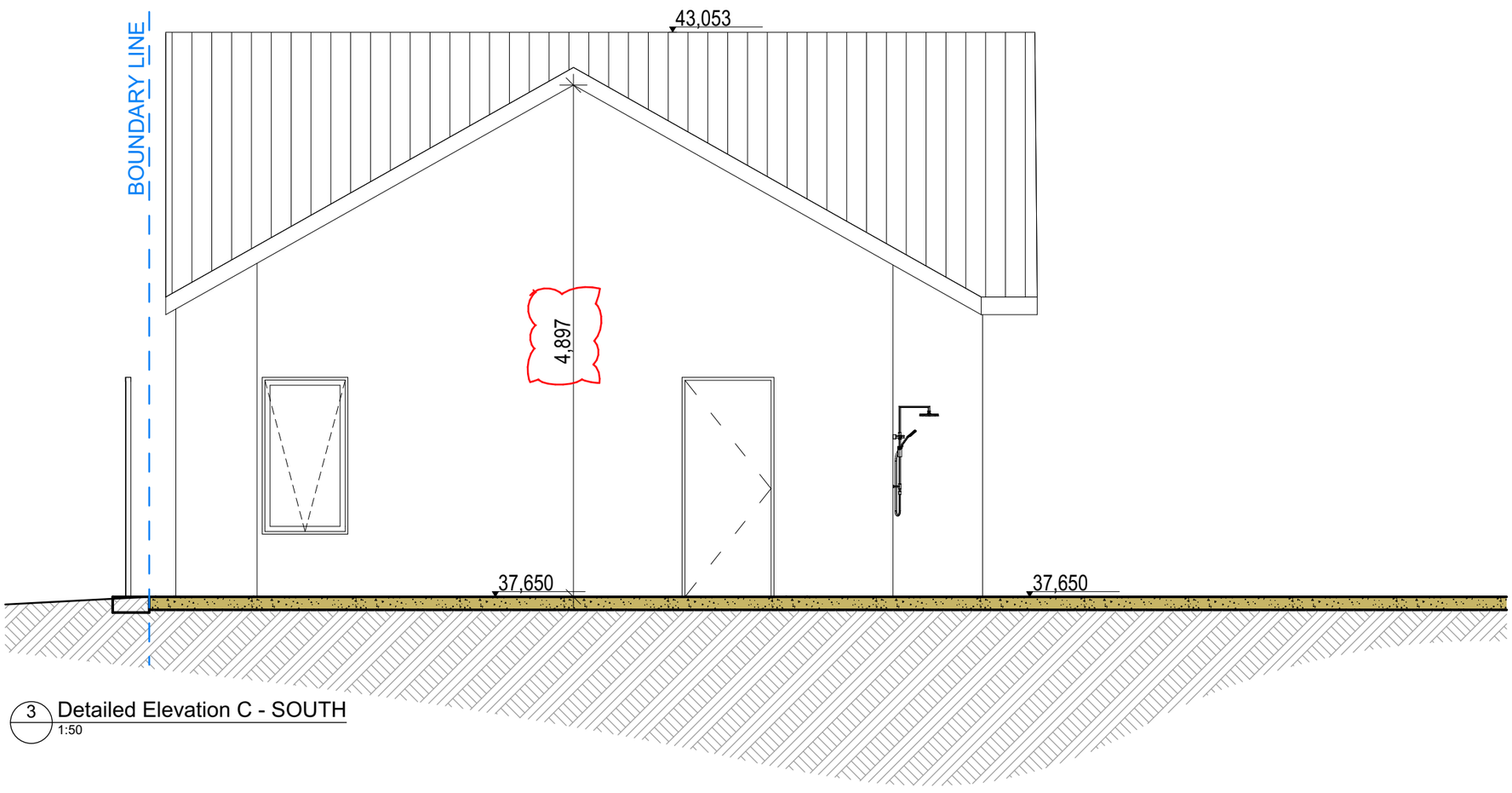

3 Detailed Elevation C - SOUTH
1:50

AMZUCU DESIGNS
RESIDENTIAL | COMMERCIAL | INTERIORS

+61 451 009 384
office@amzucudesigns.com.au
www.amzucudesigns.com.au

PROJECT

11 Philip Street East Fremantle
[redacted]

DRAWING TITLE

Proposed Building Elevations

DRAWING NUMBER	REVISION
3000	2

PROJECT NO.	STATUS
170 - 2627	ISSUE FOR DA

SCALE	ISSUE DATE	DRAWN	CHECKED	SHEET
AS SHOWN	18.11.2026	GA, FJ, SM	GA	A2

REVISION HISTORY

REV	DATE	DESCRIPTION	DRN	CHK
1	06.11.26	ISSUE FOR DA	GA	GA
2	18.11.26	ISSUE FOR DA	GA	GA

STANDARD NOTES / DISCLAIMERS

DO NOT SCALE DRAWINGS. FIGURED DIMENSIONS GOVERN.

ALL DIMENSIONS ARE IN MILLIMETRES AND LEVELS IN METRES UNLESS NOTED OTHERWISE.

VERIFY RELEVANT SITE DIMENSIONS AND LEVELS. REFER DISCREPANCIES TO THE DESIGNER FOR CLARIFICATION.

READ WITH THE ASSOCIATED PLANS, ELEVATIONS, SECTIONS AND PLANNING REPORT.

REFER TO THE DEMOLITION PLAN FOR THE EXTENT OF REMOVALS. EXISTING STRUCTURES IDENTIFIED TO REMAIN ARE RETAINED.

REFER TO THE MATERIALS AND COLOUR LAYOUT FOR PROPOSED EXTERNAL FINISHES.

DEVELOPMENT APPLICATION — NOT FOR CONSTRUCTION.

RF01 ROOF SHEETING
Trimdek profile metal roofing | COLORBOND Wallaby

MF01 GUTTERS AND FLASHINGS
COLORBOND Wallaby to match roof

WF01 WALLS / GABLE FASCIAS / PLANTERS
White painted or rendered finish

ST01 FEATURE STONE PIERS
Cool pale grey random stone | as illustrated

GL01 WINDOW AND DOOR FRAMES
Black finish

GL02 GLAZING
Neutral reflective glazing

PB01 POOL GLASS BARRIER
Frameless glass with slight green tint

A2 @ 100%

ARCHITECTURAL DOCUMENTATION

NOT FOR CONSTRUCTION

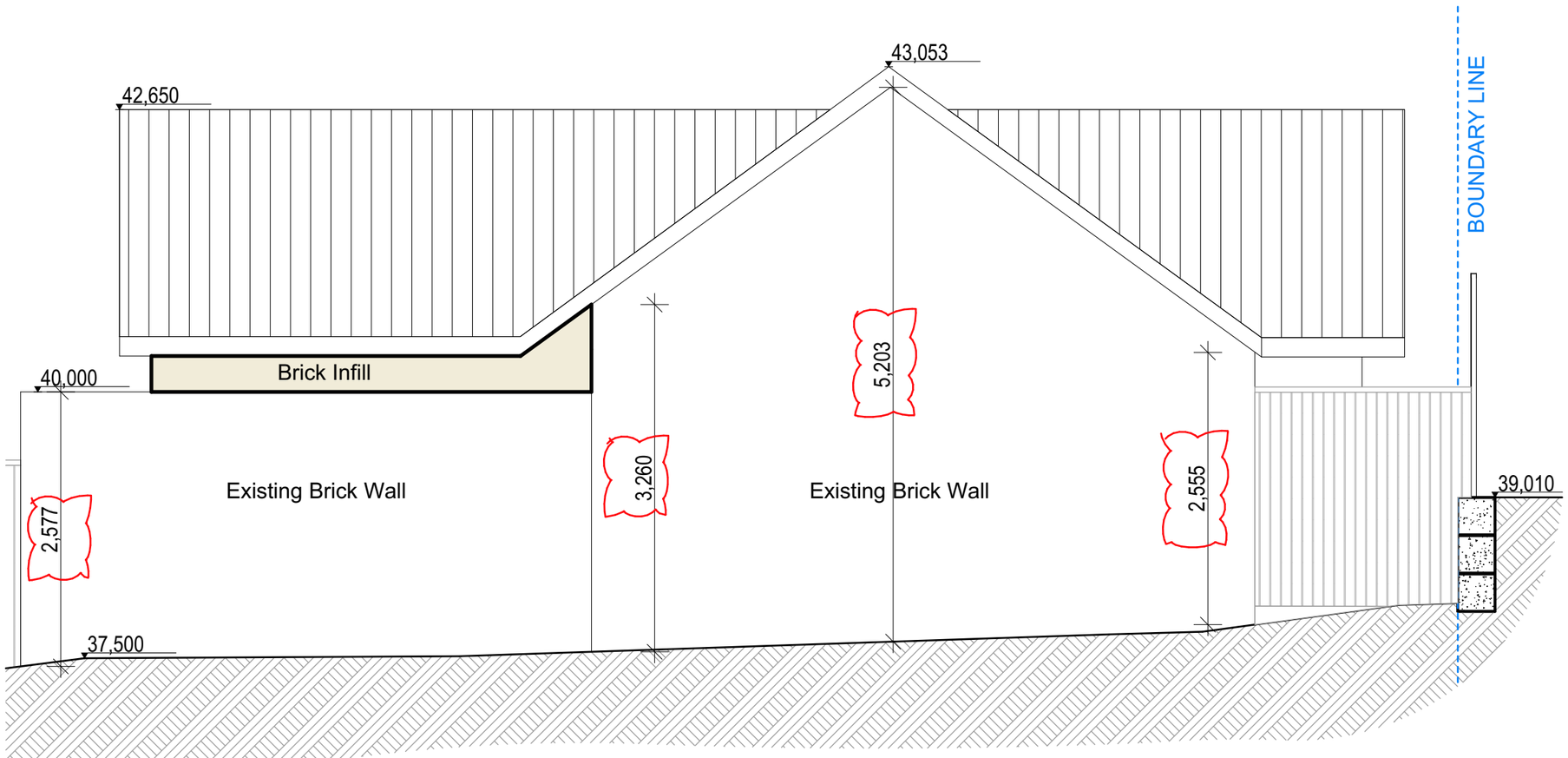

1 Detailed Elevation D - WEST
1:50

AMZUCU DESIGNS
RESIDENTIAL | COMMERCIAL | INTERIORS
+61 451 009 384
office@amzucudesigns.com.au
www.amzucudesigns.com.au

PROJECT

11 Philip Street East Fremantle
[redacted]

DRAWING TITLE

Proposed Building Elevations

DRAWING NUMBER	REVISION
3001	2

PROJECT NO.	STATUS
170 - 2627	ISSUE FOR DA

SCALE	ISSUE DATE	DRAWN	CHECKED	SHEET
AS SHOWN	18.11.2026	GA, FJ, SM	GA	A2

REVISION HISTORY

REV	DATE	DESCRIPTION	DRN	CHK
1	06.11.26	ISSUE FOR DA	GA	GA
2	18.11.26	ISSUE FOR DA	GA	GA

STANDARD NOTES / DISCLAIMERS

DO NOT SCALE DRAWINGS. FIGURED DIMENSIONS GOVERN.

ALL DIMENSIONS ARE IN MILLIMETRES AND LEVELS IN METRES UNLESS NOTED OTHERWISE.

VERIFY RELEVANT SITE DIMENSIONS AND LEVELS. REFER DISCREPANCIES TO THE DESIGNER FOR CLARIFICATION.

READ WITH THE ASSOCIATED PLANS, ELEVATIONS, SECTIONS AND PLANNING REPORT.

REFER TO THE DEMOLITION PLAN FOR THE EXTENT OF REMOVALS. EXISTING STRUCTURES IDENTIFIED TO REMAIN ARE RETAINED.

REFER TO THE MATERIALS AND COLOUR LAYOUT FOR PROPOSED EXTERNAL FINISHES.

DEVELOPMENT APPLICATION — NOT FOR CONSTRUCTION.

RF01 ROOF SHEETING
Trimdek profile metal roofing | COLORBOND Wallaby

MF01 GUTTERS AND FLASHINGS
COLORBOND Wallaby to match roof

WF01 WALLS / GABLE FASCIAS / PLANTERS
White painted or rendered finish

ST01 FEATURE STONE PIERS
Cool pale grey random stone | as illustrated

GL01 WINDOW AND DOOR FRAMES
Black finish

GL02 GLAZING
Neutral reflective glazing

PB01 POOL GLASS BARRIER
Frameless glass with slight green tint

A2 @ 100%

ARCHITECTURAL DOCUMENTATION

NOT FOR CONSTRUCTION

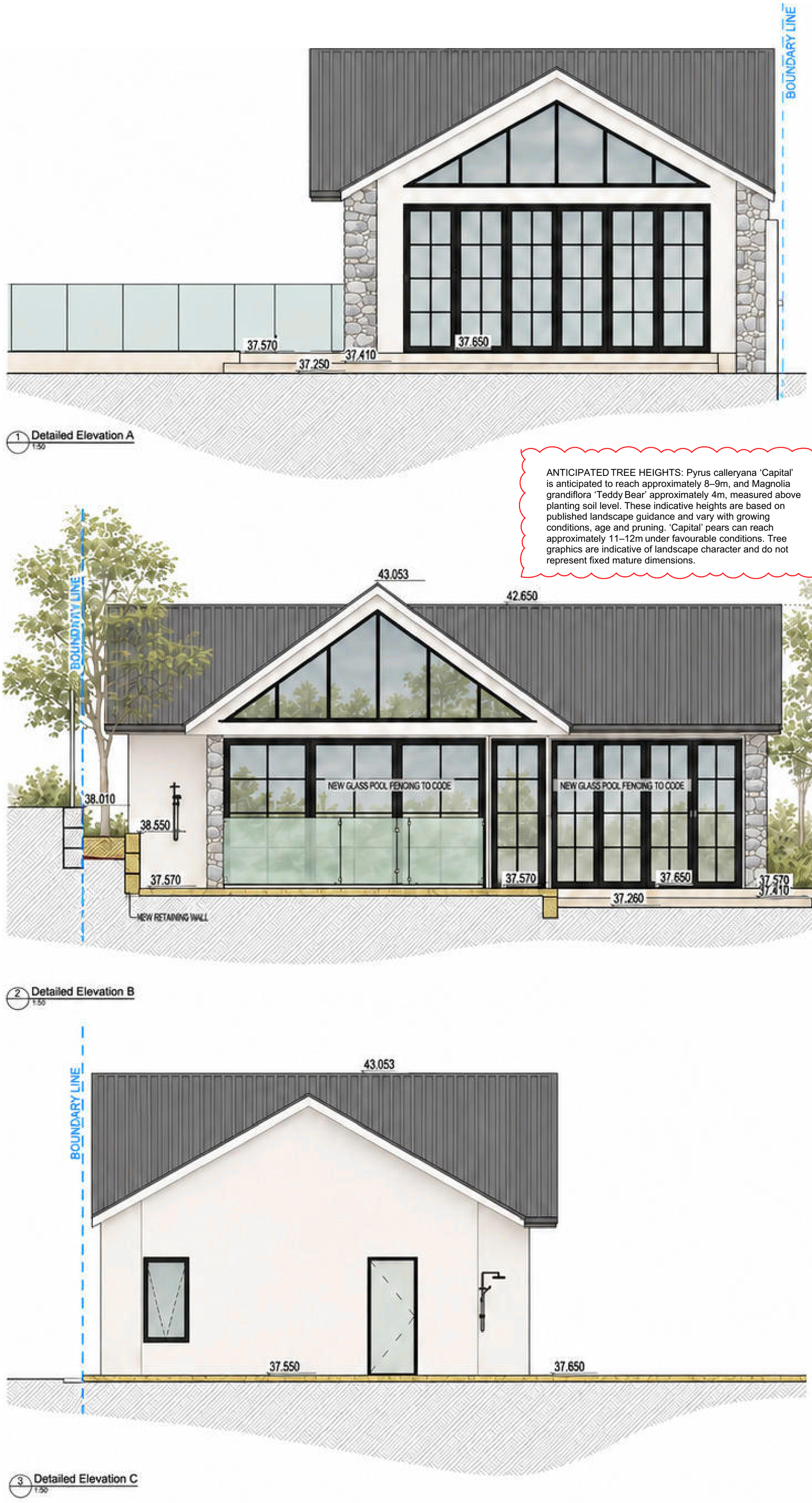

1 Detailed Elevation A
1:50

ANTICIPATED TREE HEIGHTS: Pyrus calleryana ‘Capital’ is anticipated to reach approximately 8–9m, and Magnolia grandiflora ‘Teddy Bear’ approximately 4m, measured above planting soil level. These indicative heights are based on published landscape guidance and vary with growing conditions, age and pruning. ‘Capital’ pears can reach approximately 11–12m under favourable conditions. Tree graphics are indicative of landscape character and do not represent fixed mature dimensions.

2 Detailed Elevation B
1:50

3 Detailed Elevation C
1:50

AMZUCU DESIGNS
RESIDENTIAL | COMMERCIAL | INTERIORS
+61 451 009 384
office@amzucudesigns.com.au
www.amzucudesigns.com.au

PROJECT

11 Philip Street East Fremantle
[redacted]

DRAWING TITLE

Proposed Building
Coloured Elevations

DRAWING NUMBER	REVISION
3002	2

PROJECT NO.	STATUS
170 - 2627	ISSUE FOR DA

SCALE	ISSUE DATE	DRAWN	CHECKED	SHEET
AS SHOWN	18.11.2026	GA, FJ, SM	GA	A2

REVISION HISTORY

REV	DATE	DESCRIPTION	DRN	CHK
1	06.11.26	ISSUE FOR DA	GA	GA
2	18.11.26	ISSUE FOR DA	GA	GA

STANDARD NOTES / DISCLAIMERS

DO NOT SCALE DRAWINGS. FIGURED DIMENSIONS GOVERN.

ALL DIMENSIONS ARE IN MILLIMETRES AND LEVELS IN METRES UNLESS NOTED OTHERWISE.

VERIFY RELEVANT SITE DIMENSIONS AND LEVELS. REFER DISCREPANCIES TO THE DESIGNER FOR CLARIFICATION.

READ WITH THE ASSOCIATED PLANS, ELEVATIONS, SECTIONS AND PLANNING REPORT.

REFER TO THE DEMOLITION PLAN FOR THE EXTENT OF REMOVALS. EXISTING STRUCTURES IDENTIFIED TO REMAIN ARE RETAINED.

REFER TO THE MATERIALS AND COLOUR LAYOUT FOR PROPOSED EXTERNAL FINISHES.

DEVELOPMENT APPLICATION — NOT FOR CONSTRUCTION.

RF01 ROOF SHEETING
Trimdek profile metal roofing | COLORBOND Wallaby

MF01 GUTTERS AND FLASHINGS
COLORBOND Wallaby to match roof

WF01 WALLS / GABLE FASCIAS / PLANTERS
White painted or rendered finish

ST01 FEATURE STONE PIERS
Cool pale grey random stone | as illustrated

GL01 WINDOW AND DOOR FRAMES
Black finish

GL02 GLAZING
Neutral reflective glazing

PB01 POOL GLASS BARRIER
Frameless glass with slight green tint

A2 @ 100%

ARCHITECTURAL DOCUMENTATION

NOT FOR CONSTRUCTION

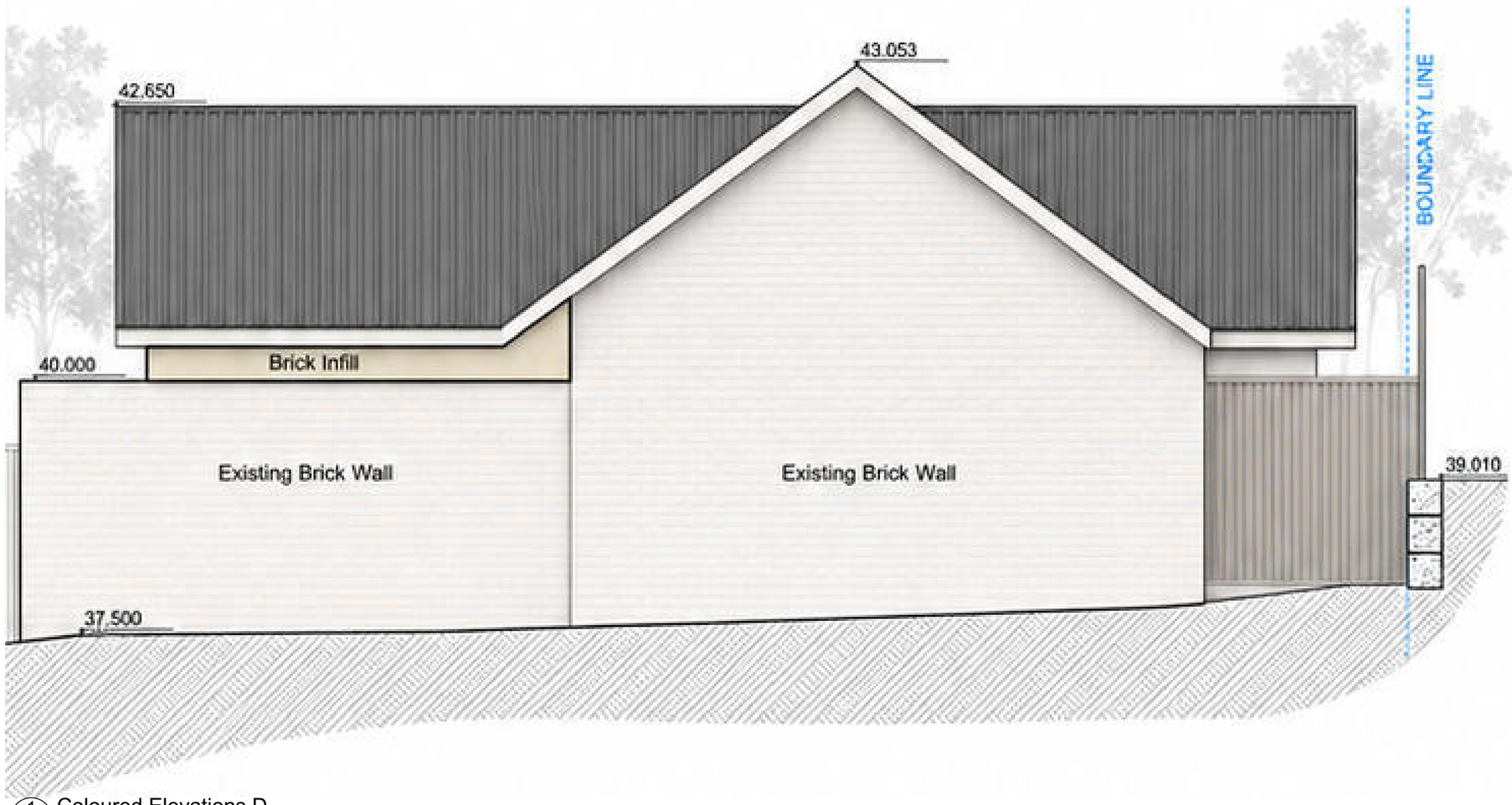

1 Coloured Elevations D
1:1



ANTICIPATED TREE HEIGHTS: Pyrus calleryana ‘Capital’ is anticipated to reach approximately 8–9m, and Magnolia grandiflora ‘Teddy Bear’ approximately 4m, measured above planting soil level. These indicative heights are based on published landscape guidance and vary with growing conditions, age and pruning. ‘Capital’ pears can reach approximately 11–12m under favourable conditions. Tree graphics are indicative of landscape character and do not represent fixed mature dimensions.

AMZUCU DESIGNS
RESIDENTIAL | COMMERCIAL | INTERIORS
+61 451 009 384
office@amzucudesigns.com.au
www.amzucudesigns.com.au

PROJECT

11 Philip Street East Fremantle
[redacted]

DRAWING TITLE

Proposed Building
Coloured Elevations

DRAWING NUMBER	REVISION
3003	2

PROJECT NO.	STATUS
170 - 2627	ISSUE FOR DA

SCALE	ISSUE DATE	DRAWN	CHECKED	SHEET
AS SHOWN	18.11.2026	GA, FJ, SM	GA	A2

REVISION HISTORY

REV	DATE	DESCRIPTION	DRN	CHK
1	06.11.26	ISSUE FOR DA	GA	GA
2	18.11.26	ISSUE FOR DA	GA	GA

STANDARD NOTES / DISCLAIMERS

DO NOT SCALE DRAWINGS. FIGURED DIMENSIONS GOVERN.

ALL DIMENSIONS ARE IN MILLIMETRES AND LEVELS IN METRES UNLESS NOTED OTHERWISE.

VERIFY RELEVANT SITE DIMENSIONS AND LEVELS. REFER DISCREPANCIES TO THE DESIGNER FOR CLARIFICATION.

READ WITH THE ASSOCIATED PLANS, ELEVATIONS, SECTIONS AND PLANNING REPORT.

REFER TO THE DEMOLITION PLAN FOR THE EXTENT OF REMOVALS. EXISTING STRUCTURES IDENTIFIED TO REMAIN ARE RETAINED.

REFER TO THE MATERIALS AND COLOUR LAYOUT FOR PROPOSED EXTERNAL FINISHES.

DEVELOPMENT APPLICATION — NOT FOR CONSTRUCTION.

RF01 ROOF SHEETING
Trimdek profile metal roofing | COLORBOND Wallaby

MF01 GUTTERS AND FLASHINGS
COLORBOND Wallaby to match roof

WF01 WALLS / GABLE FASCIAS / PLANTERS
White painted or rendered finish

ST01 FEATURE STONE PIERS
Cool pale grey random stone | as illustrated

GL01 WINDOW AND DOOR FRAMES
Black finish

GL02 GLAZING
Neutral reflective glazing

PB01 POOL GLASS BARRIER
Frameless glass with slight green tint

A2 @ 100%
ARCHITECTURAL DOCUMENTATION
NOT FOR CONSTRUCTION

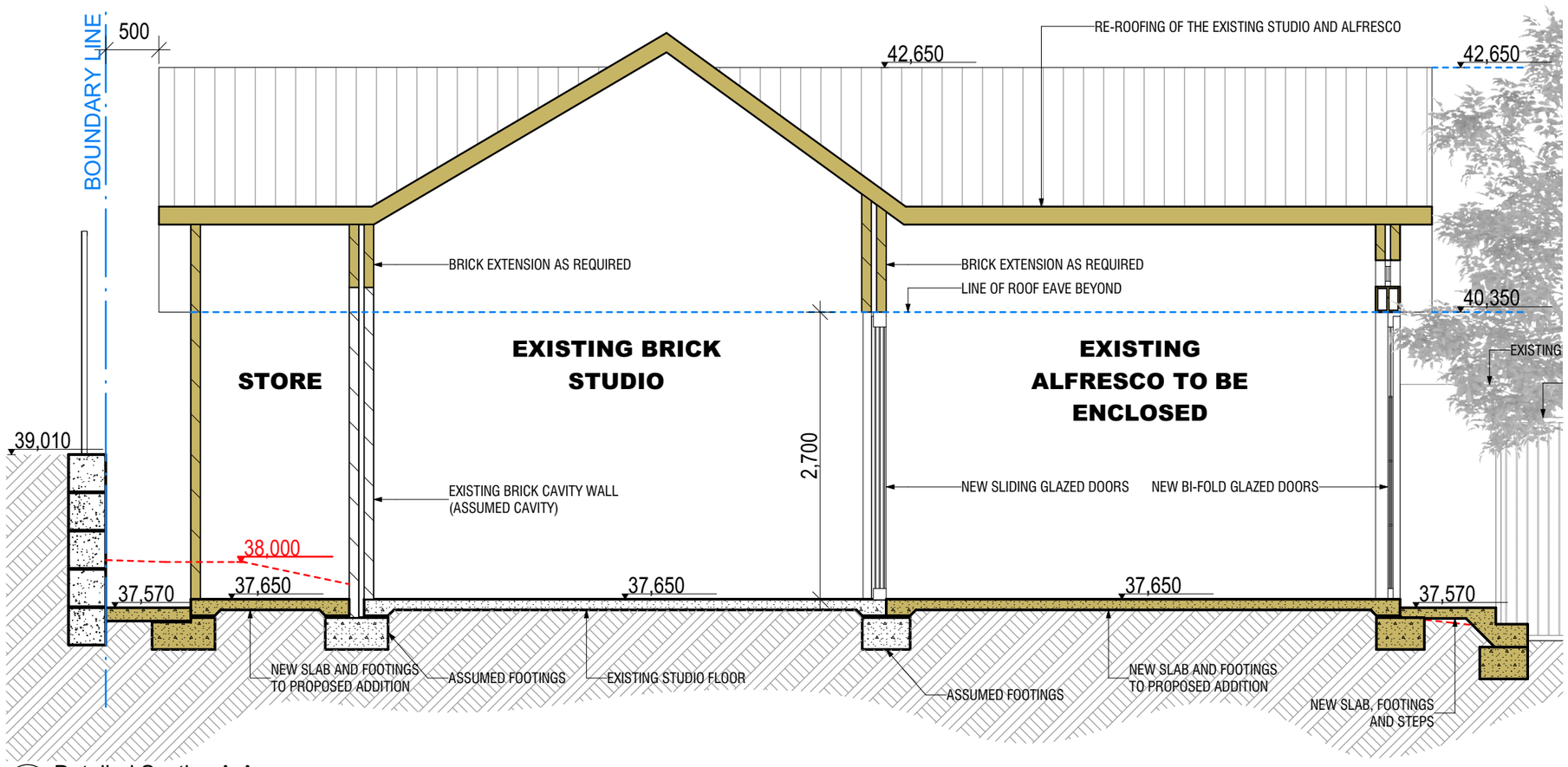

1 Detailed Section A-A
1:50

NEW TREES AND PLANTING

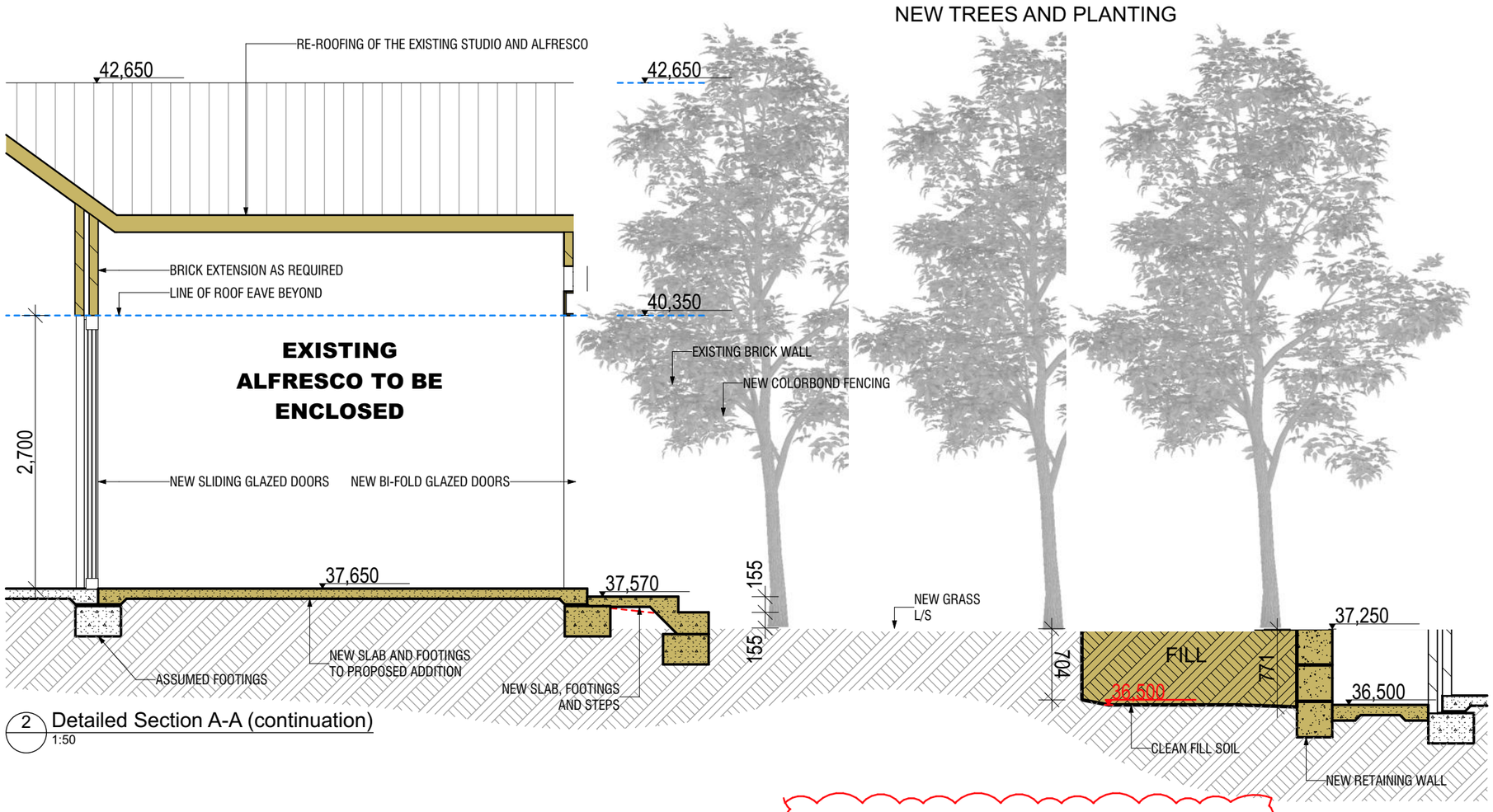

2 Detailed Section A-A (continuation)
1:50

ANTICIPATED TREE HEIGHTS: Pyrus calleryana ‘Capital’ is anticipated to reach approximately 8–9m, and Magnolia grandiflora ‘Teddy Bear’ approximately 4m, measured above planting soil level. These indicative heights are based on published landscape guidance and vary with growing conditions, age and pruning. ‘Capital’ pears can reach approximately 11–12m under favourable conditions. Tree graphics are indicative of landscape character and do not represent fixed mature dimensions.

NEW TREES AND PLANTING

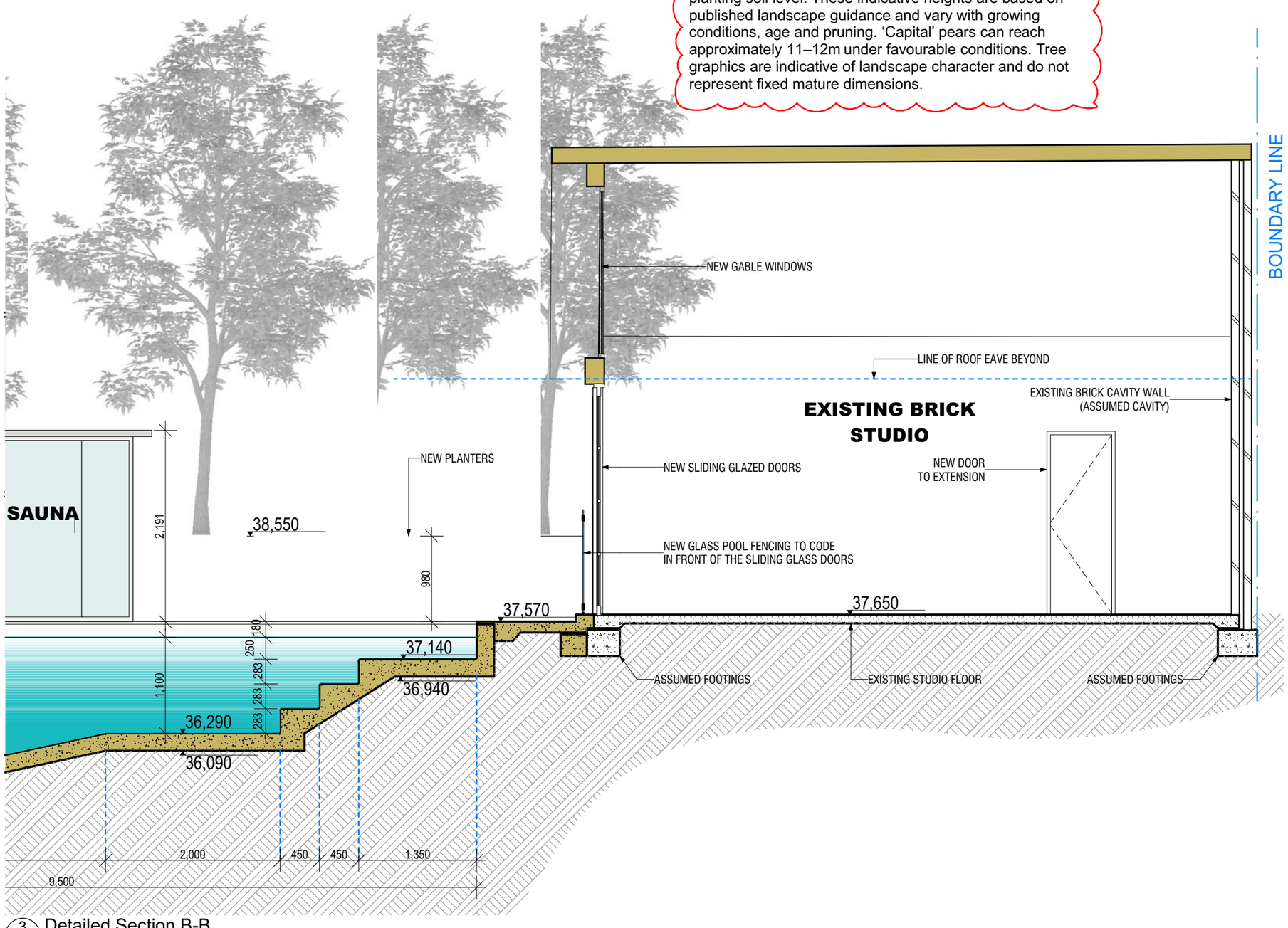

3 Detailed Section B-B
1:50

AMZUCU DESIGNS
RESIDENTIAL | COMMERCIAL | INTERIORS
+61 451 009 384
office@amzucudesigns.com.au
www.amzucudesigns.com.au

PROJECT

11 Philip Street East Fremantle
[redacted]

DRAWING TITLE

Proposed Building Sections

DRAWING NUMBER: ***3300***

REVISION: 2

PROJECT NO.	STATUS			
170 - 2627	ISSUE FOR DA			
SCALE	ISSUE DATE	DRAWN	CHECKED	SHEET
AS SHOWN	18.11.2026	GA, FJ, SM	GA	A2

REVISION HISTORY

REV	DATE	DESCRIPTION	DRN	CHK
1	06.11.26	ISSUE FOR DA	GA	GA
2	18.11.26	ISSUE FOR DA	GA	GA

STANDARD NOTES / DISCLAIMERS

DO NOT SCALE DRAWINGS. FIGURED DIMENSIONS GOVERN.

ALL DIMENSIONS ARE IN MILLIMETRES AND LEVELS IN METRES UNLESS NOTED OTHERWISE.

VERIFY RELEVANT SITE DIMENSIONS AND LEVELS. REFER DISCREPANCIES TO THE DESIGNER FOR CLARIFICATION.

READ WITH THE ASSOCIATED PLANS, ELEVATIONS, SECTIONS AND PLANNING REPORT.

REFER TO THE DEMOLITION PLAN FOR THE EXTENT OF REMOVALS. EXISTING STRUCTURES IDENTIFIED TO REMAIN ARE RETAINED.

REFER TO THE MATERIALS AND COLOUR LAYOUT FOR PROPOSED EXTERNAL FINISHES.

DEVELOPMENT APPLICATION — NOT FOR CONSTRUCTION.

SECTION LEGEND

White hatches indicate existing and assumed structures.

Yellow hatches indicate proposed structures and features.

A2 @ 100%

ARCHITECTURAL DOCUMENTATION

NOT FOR CONSTRUCTION

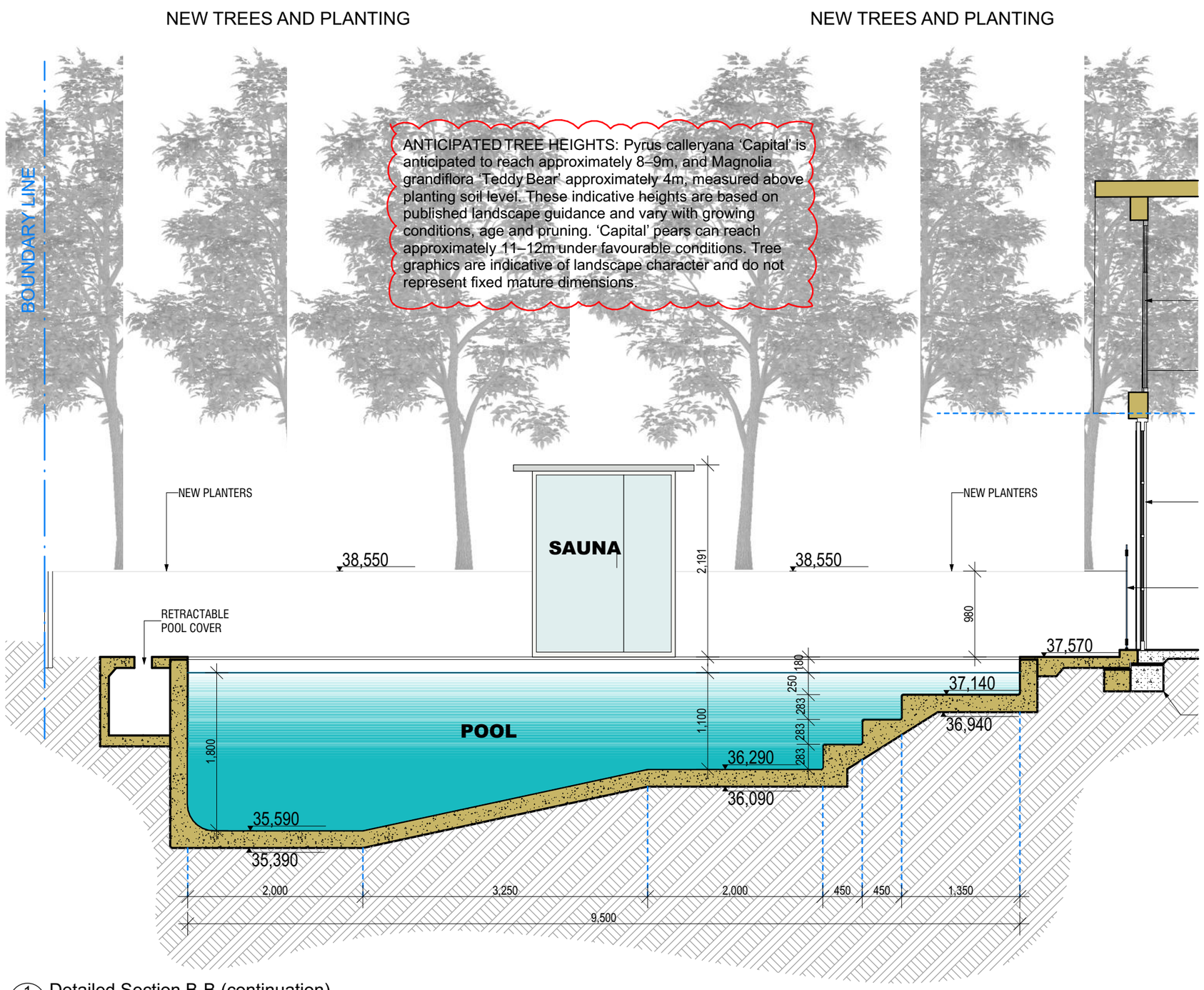

1 Detailed Section B-B (continuation)
1:50

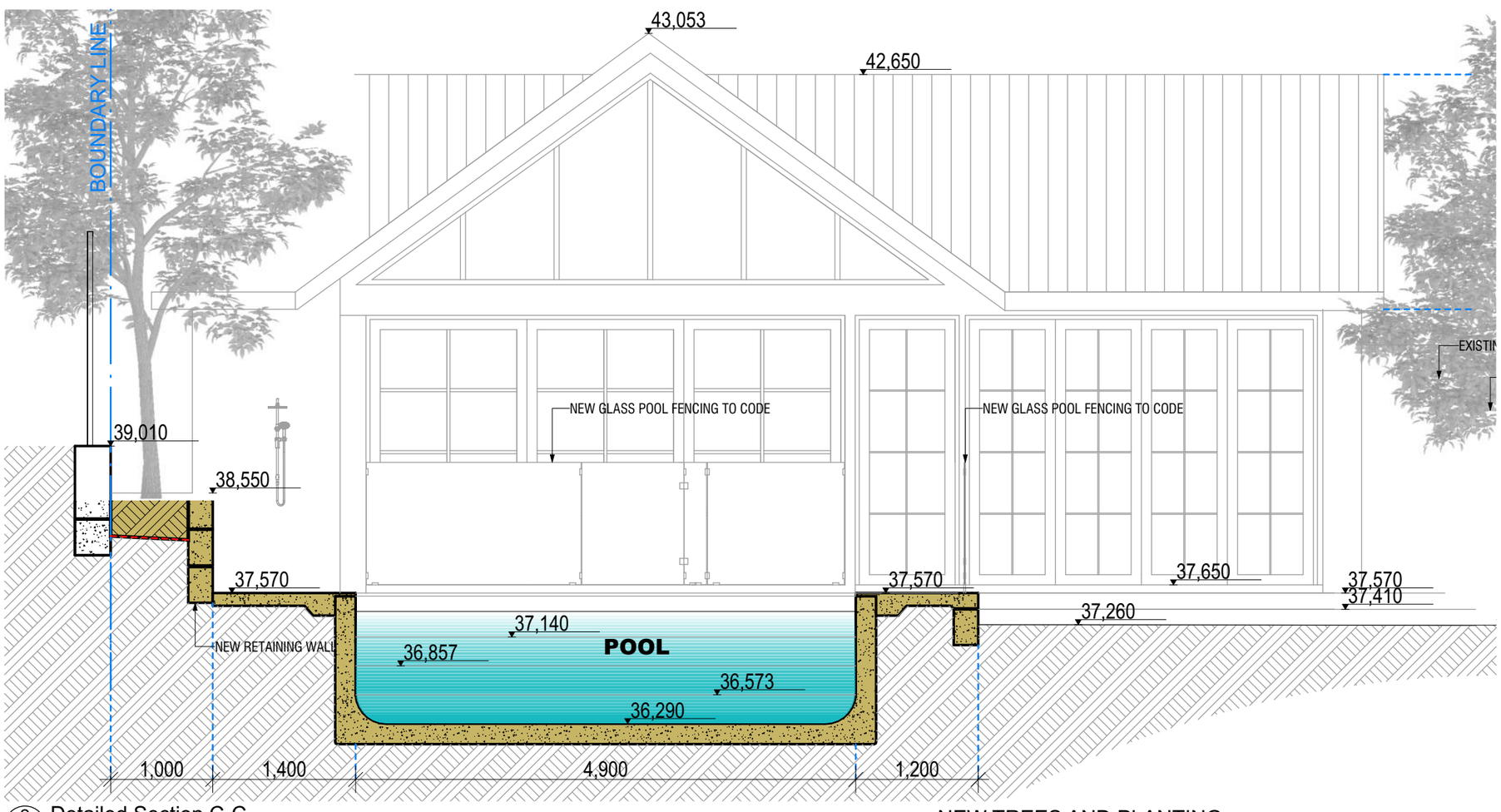

2 Detailed Section C-C
1:50

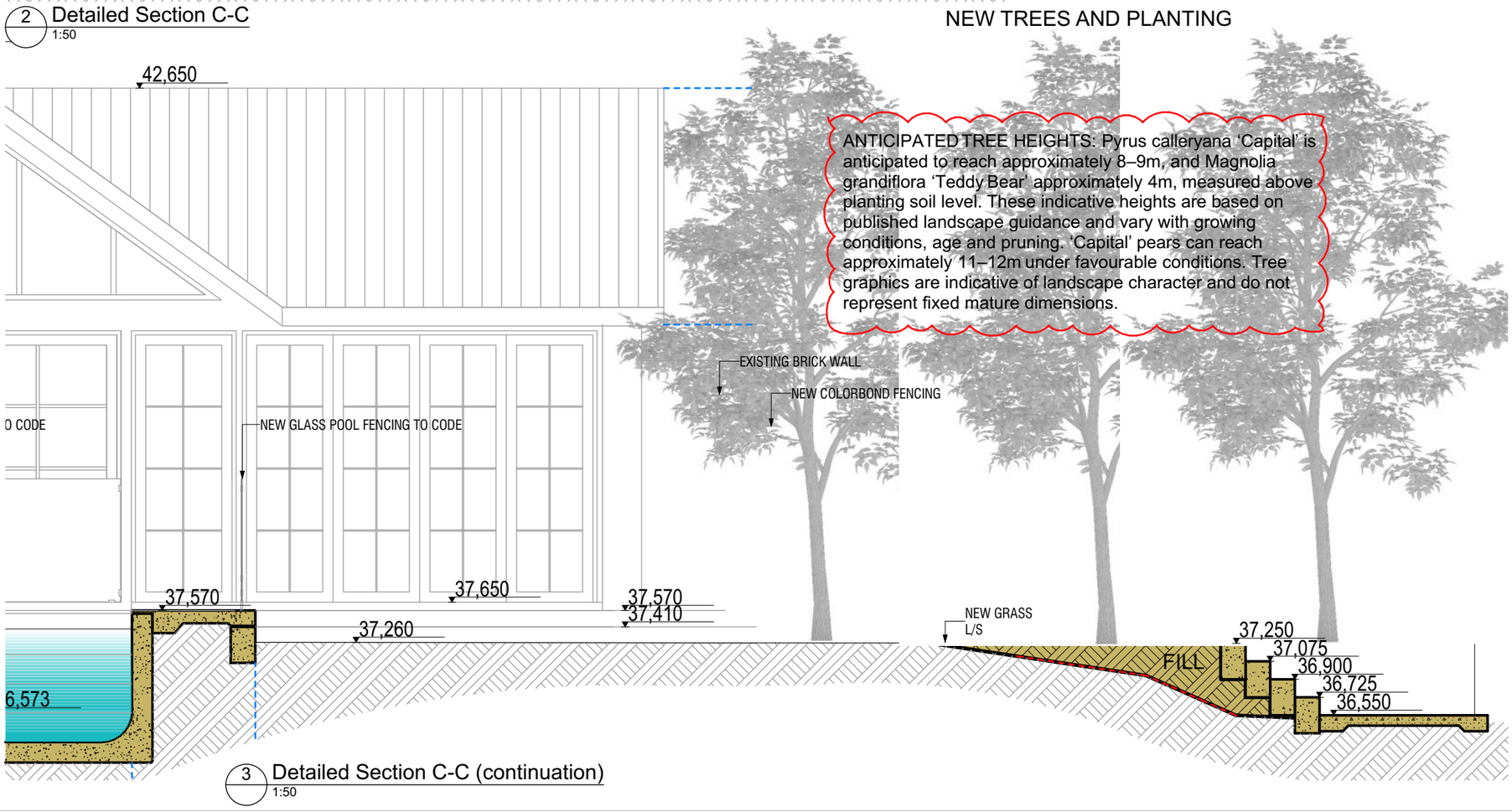

3 Detailed Section C-C (continuation)
1:50

AMZUCU DESIGNS
RESIDENTIAL | COMMERCIAL | INTERIORS
+61 451 009 384
office@amzucudesigns.com.au
www.amzucudesigns.com.au

PROJECT

11 Philip Street East Fremantle
[redacted]

DRAWING TITLE

Proposed Building Sections

DRAWING NUMBER: ***3301*** | REVISION: 2

PROJECT NO.	STATUS			
170 - 2627	ISSUE FOR DA			
SCALE	ISSUE DATE	DRAWN	CHECKED	SHEET
AS SHOWN	18.11.2026	GA, FJ, SM	GA	A2

REVISION HISTORY

REV	DATE	DESCRIPTION	DRN	CHK
1	06.11.26	ISSUE FOR DA	GA	GA
2	18.11.26	ISSUE FOR DA	GA	GA

STANDARD NOTES / DISCLAIMERS

DO NOT SCALE DRAWINGS. FIGURED DIMENSIONS GOVERN.

ALL DIMENSIONS ARE IN MILLIMETRES AND LEVELS IN METRES UNLESS NOTED OTHERWISE.

VERIFY RELEVANT SITE DIMENSIONS AND LEVELS. REFER DISCREPANCIES TO THE DESIGNER FOR CLARIFICATION.

READ WITH THE ASSOCIATED PLANS, ELEVATIONS, SECTIONS AND PLANNING REPORT.

REFER TO THE DEMOLITION PLAN FOR THE EXTENT OF REMOVALS. EXISTING STRUCTURES IDENTIFIED TO REMAIN ARE RETAINED.

REFER TO THE MATERIALS AND COLOUR LAYOUT FOR PROPOSED EXTERNAL FINISHES.

DEVELOPMENT APPLICATION — NOT FOR CONSTRUCTION.

SECTION LEGEND

White hatches indicate existing and assumed structures.

Yellow hatches indicate proposed structures and features.

A2 @ 100%

ARCHITECTURAL DOCUMENTATION

NOT FOR CONSTRUCTION

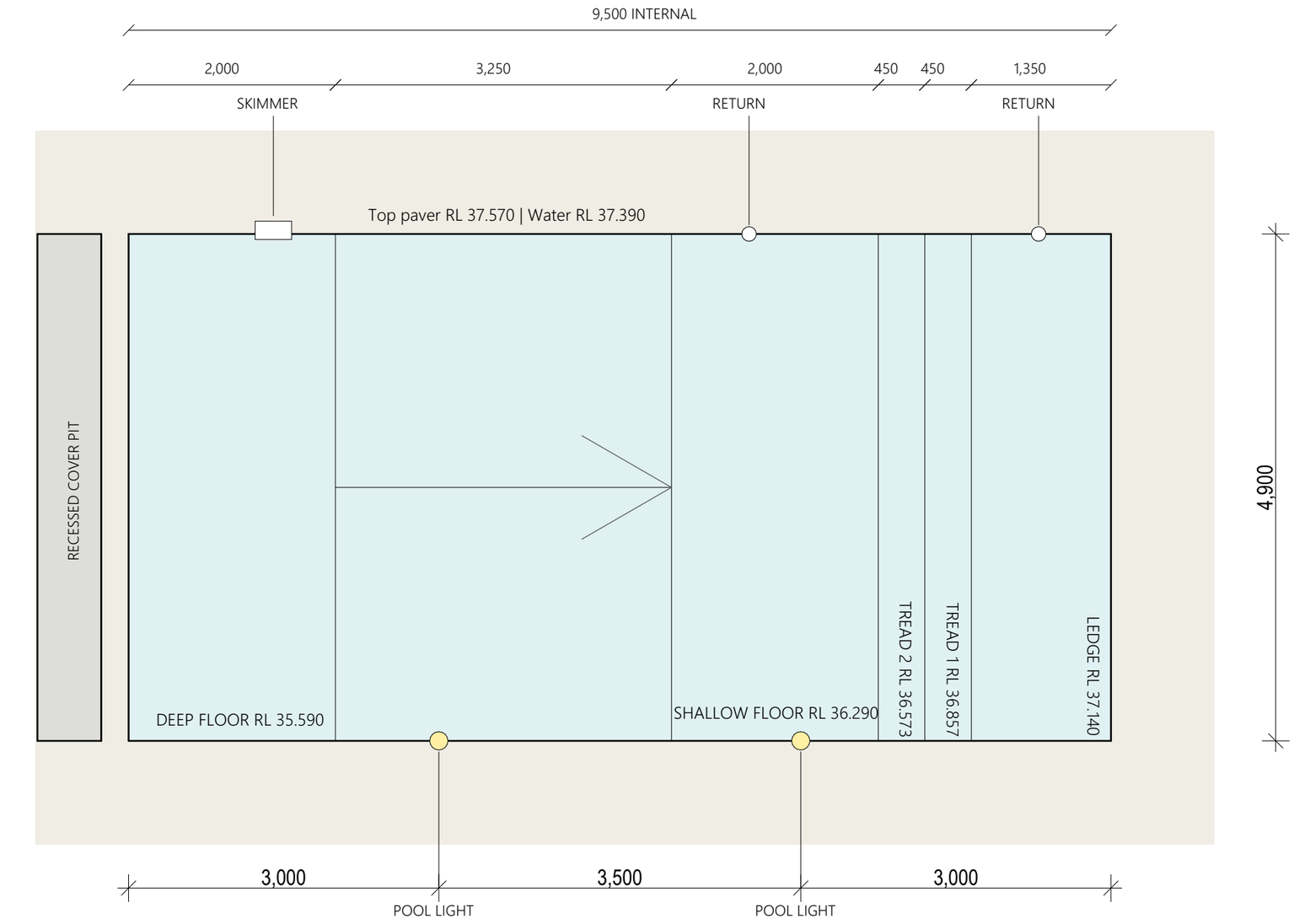

1 Indicative Pool Plan
1:50

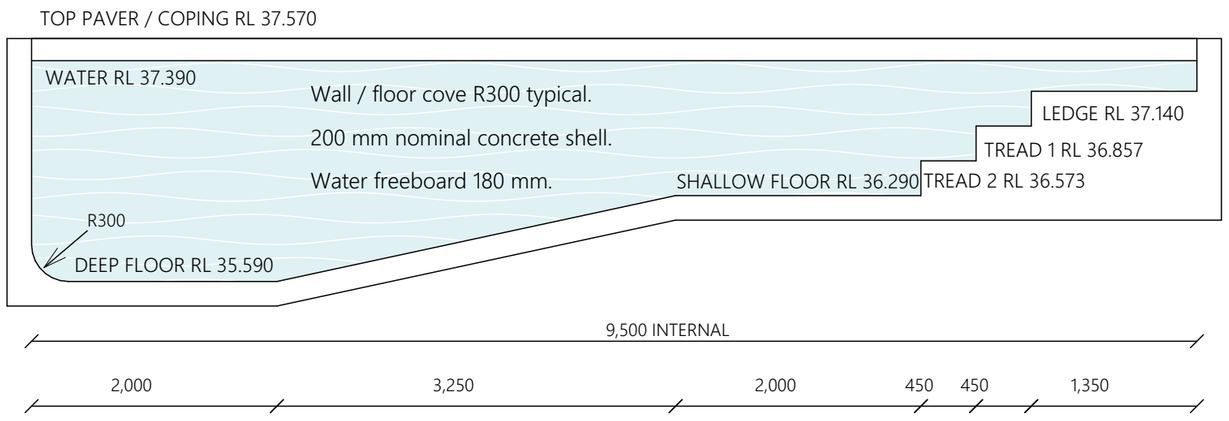

2 Indicative Pool Section A-A
1:50

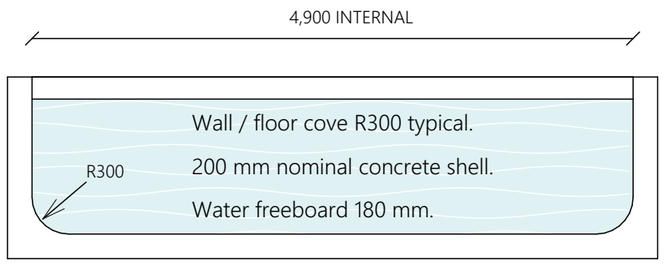

3 Indicative Pool Section B-B
1:50



4 Indicative Pool 3D View

AMZUCU DESIGNS
RESIDENTIAL | COMMERCIAL | INTERIORS
+61 451 009 384
office@amzucudesigns.com.au
www.amzucudesigns.com.au

PROJECT

11 Philip Street East Fremantle
[redacted]

DRAWING TITLE

Proposed Pool Details

DRAWING NUMBER	REVISION
5001	2

PROJECT NO.	STATUS
170 - 2627	ISSUE FOR DA

SCALE	ISSUE DATE	DRAWN	CHECKED	SHEET
AS SHOWN	18.11.2026	GA, FJ, SM	GA	A2

REVISION HISTORY

REV	DATE	DESCRIPTION	DRN	CHK
1	06.11.26	ISSUE FOR DA	GA	GA
2	18.11.26	ISSUE FOR DA	GA	GA

STANDARD NOTES / DISCLAIMERS

PROPOSED SWIMMING POOL NOTES:

- Pool configuration, dimensions, depths and levels shown are indicative and subject to final design by the selected pool contractor.
- Pool shell, foundations and associated structural elements shall comply with the applicable NCC requirements, relevant Australian Standards and the project-specific structural engineer's specifications and details.
- Final pool and water levels may vary, subject to coordination with adjoining finished levels, drainage and pool barrier requirements.

A2 @ 100%

ARCHITECTURAL DOCUMENTATION

NOT FOR CONSTRUCTION

01 TYPICAL FENCE / GATE ELEVATION

Viewed from non-poolside | Diagrammatic, NTS | Dimensions in mm

12 mm fixed glass / 10 mm gate glass: preliminary allowances only
Grade-A safety glass; final thickness and panel widths to certified system.

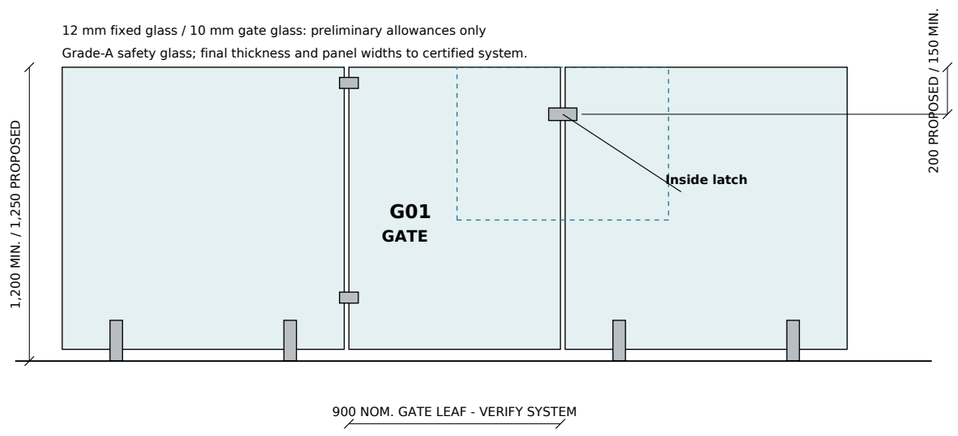

50 nominal under-glass gap; 100 maximum everywhere, including gate.
20 nominal joints; provide compliant shielding at latch (PF-02).
Self-closing hinges and self-latching lock. Poolside latch; see PF-02.

02 SPIGOT / SUBSTRATE SECTION

Core-drilled fixing shown schematically - NTS

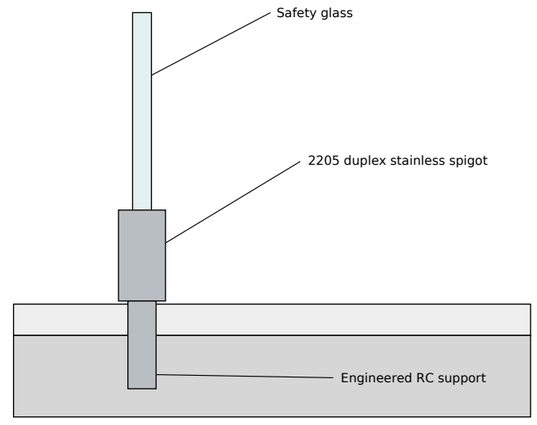

Embedment, core diameter, edge distance, grout and concrete section / reinforcement to selected system and engineer.
Do not fix to loose pavers, screed or unverified pool coping.

03 GATE SWING / ACCESS

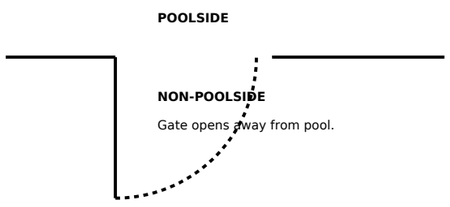

Clear landing / swing; keep paving falls within gate clearance.

BARRIER AND GATE REQUIREMENTS [1]

Barrier height >=1,200 from outside finished surface.
Bottom and general vertical openings <=100.
Stable surface beneath barrier; no removable infill.
Gate opens away from pool; self-closes / self-latches from every open position, including resting on latch.
Poolside latch: >=150 below glass top; 200 shown.
R450 latch shielding: openings <=10; see PF-02.
Hinges must not create climbable footholds.
Maintain NCZ 1, 2 and 3; assess NCZ 4 where needed.
No height-reducing objects / level changes within 500.
NCZ 1: 900 clear; NCZ 2/3: 900 quadrants outside.
NCZ 4: 900 high x 300 deep inside if gaps >10.

SYSTEM / PROJECT NOTES

Supplier to certify glass, spigots, hinges, latch, anchors and supporting concrete as one compatible system.
Panel spans / spigot quantities shown are illustrative.
Gate support panels require specific load verification.
Provide smooth polished glass edges; factory holes only.
Coordinate corrosion protection and dissimilar metals.
At hedge: keep growth and supports clear of required zones; review planters, stairs, sauna and court fittings.
Provide installer glass certification to AS 1288 / AS/NZS 2208; arrange Town barrier inspection.
If also a fall barrier, obtain separate balustrade design.

BASIS: New private pool, internal isolation barrier; flat paving assumed. Site layout / levels and product engineering remain to be verified.
[1] WA Building and Energy, Rules for Pools and Spas, Dec 2025, pp. 11-17, 25-29; www.wa.gov.au/government/publications/rules-pools-and-spas
[2] Industry Bulletin 175, May 2026: NCC 2025 WA variation retains AS 1926.1-2012; AS 1926.2-2007 applies to barrier location.
Standards basis: Building Regulations 2012; NCC 2025 WA provisions; AS 1926.1-2012; AS 1926.2-2007 (Amendments 1 & 2); applicable glazing standards.

PROPOSED HARDWARE / MANUFACTURER PHOTOGRAPHS / LATCH POSITION

04 POOLSIDE LATCH POSITION / SHIELDING

Viewed from poolside | Diagrammatic, NTS

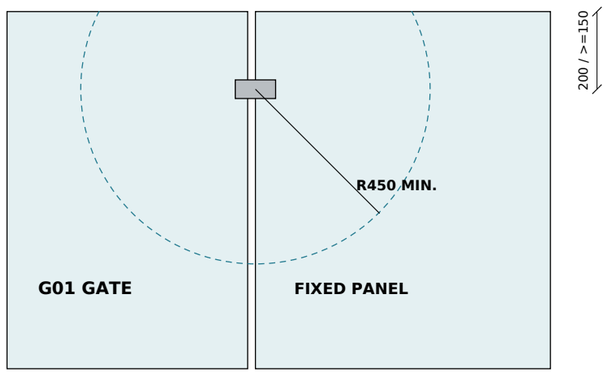

INSIDE-LATCH REQUIREMENTS [1]

Release on poolside, 200 below top proposed (150 minimum).
Reach over barrier at >=1,200 above ground and >=1,000 above highest low horizontal member. No handhole proposed.
Shield release for at least R450, continuing to the top edge.
No opening >10 within shielding; close / shield glass joints where required, including the 20 nominal joint shown.
Release must resist operation by an implement through gaps.
Shielding and clearances to supplier detail; retain free swing.

05 POLARIS 600-SERIES LATCH



180-degree glass-to-glass side-pull latch.
Proposed polished finish; suits 10-12 mm glass.
Factory gate holes / latch fitting to supplier detail.

06 POLARIS CORE-DRILLED SPIGOT



Duplex 2205 stainless steel; suits 12 mm glass.
Polished reference image; cover ring to match.
Core size / embedment / concrete to engineering.

SELECTION / COORDINATION

Photographs supplied by Polaris; product references, not site photographs.
Confirm current Australian model, availability and complete-system certification.
Gate glazing and hinges to be checked with the 600-series latch before fabrication.
Spigot illustrated without cover ring: provide compatible ring at finished paving.
Provide electrical equipotential bonding where required by electrical design.
Final anchor / core-drill locations to avoid reinforcement and services.

[1] WA Rules for Pools and Spas, Dec 2025, latch option 2, pp. 28-29. See PF-01 for standards basis and general requirements.
Shield extent shown diagrammatically; shop drawings must resolve every opening and the actual release point.

AMZUCU DESIGNS
RESIDENTIAL | COMMERCIAL | INTERIORS
+61 451 009 384
office@amzucudesigns.com.au
www.amzucudesigns.com.au

PROJECT
11 Philip Street East Fremantle
[redacted]

DRAWING TITLE

Proposed Pool Fencing Details

DRAWING NUMBER
5002

REVISION
2

PROJECT NO.	STATUS			
170 - 2627	ISSUE FOR DA			
SCALE	ISSUE DATE	DRAWN	CHECKED	SHEET
AS SHOWN	18.11.2026	GA, FJ, SM	GA	A2

REVISION HISTORY

REV	DATE	DESCRIPTION	DRN	CHK
1	06.11.26	ISSUE FOR DA	GA	GA
2	18.11.26	ISSUE FOR DA	GA	GA

STANDARD NOTES / DISCLAIMERS

A2 @ 100%
ARCHITECTURAL DOCUMENTATION
NOT FOR CONSTRUCTION

Swell Eco 4

OUTDOOR TRADITIONAL SAUNA

01 MANUFACTURER PHOTOGRAPHS







Original Swell ECO 4 photography from the manufacturer manual.
Black finish shown. White finish requested; supplier confirmation required.

02 PRODUCT SPECIFICATION

Model: Swell Eco 4; traditional stone-heated sauna for 3-4 people. White exterior requested; availability unverified.

Construction: Canadian Western Red Cedar; glazed tempered front; two bench tiers; LED backrest lighting. Published roof finish: bitumen shingles. Confirm supplied roof build-up against current manual.

Heater: Harvia 6 kW. Base SW60; Smart SW60E + Fenix Wi-Fi; Pro Spirit SP60E + Xenio Wi-Fi. Package not yet selected.

Supplier: Swell Sport
1800 849 271 | info@swellsport.com.au

Dimensional coordination:
Body: 1630 W x 1590 D mm
Roof envelope: 2060 W x 1890 D mm
Drawing height: 2191 front / 2109 rear mm

Confirm white finish and delivered batch dimensions before ordering or finalising the planter recess.

03 PLAN / ROOF ENVELOPE

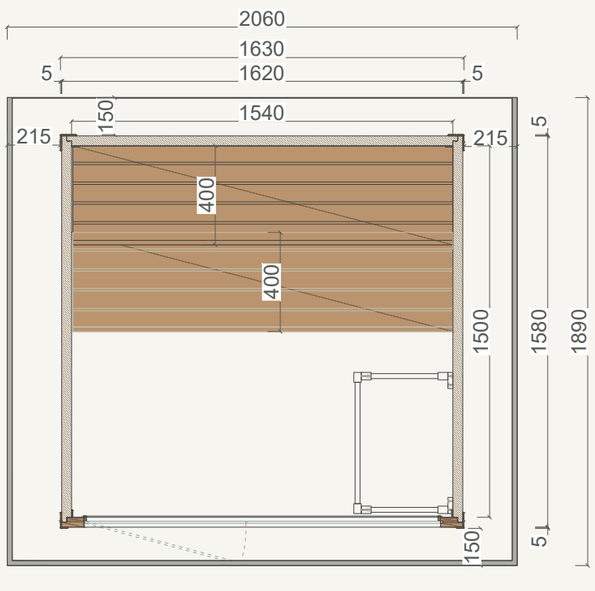

Manufacturer plan - presentation colours adapted; geometry unchanged, NTS.
Body 1630 W x 1590 D; roof 2060 W x 1890 D.
Internal 1540 W x 1500 D; benches 400 deep each.

04 SIDE SECTION / HEIGHTS

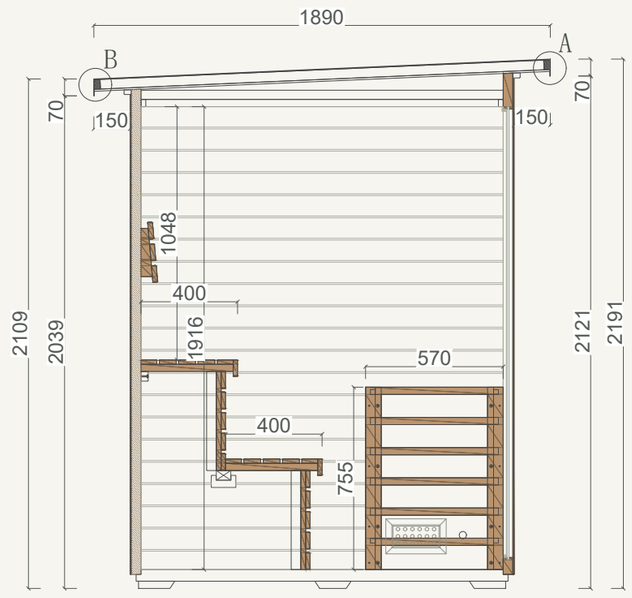

Manufacturer section - presentation colours adapted; geometry unchanged, NTS.
Drawing heights: 2191 front / 2109 rear; internal 1916.
Website rounds external heights to 2200 / 2100. All dimensions in mm.

07 FRONT ELEVATION / POOL SIDE

1:25 at A2 | Dimensions in mm

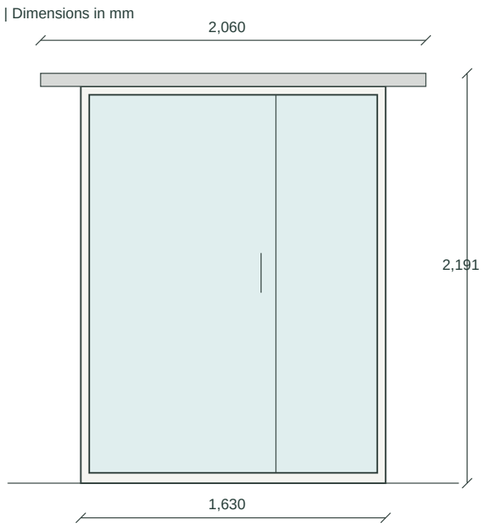

08 SIDE ELEVATION

1:25 at A2 | Dimensions in mm

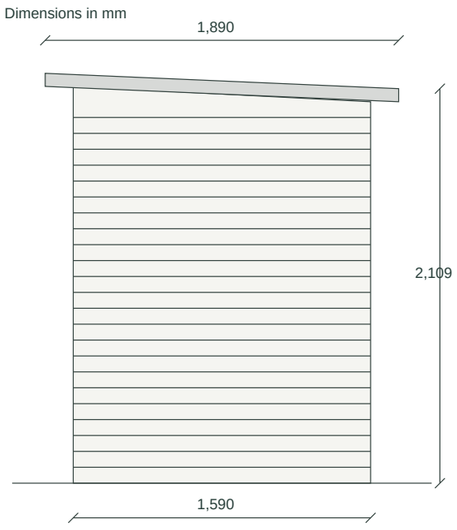

Elevations derived from published envelope dimensions; glazing divisions and cladding indicative. Confirm supplier shop drawings.

AMZUCU DESIGNS
RESIDENTIAL | COMMERCIAL | INTERIORS
+61 451 009 384
office@amzucudesigns.com.au
www.amzucudesigns.com.au

PROJECT

11 Philip Street East Fremantle
[redacted]

DRAWING TITLE

Proposed Sauna Details

DRAWING NUMBER	REVISION
5003	2

PROJECT NO.	STATUS
170 - 2627	ISSUE FOR DA

SCALE	ISSUE DATE	DRAWN	CHECKED	SHEET
AS SHOWN	18.11.2026	GA, FJ, SM	GA	A2

REVISION HISTORY

REV	DATE	DESCRIPTION	DRN	CHK
1	06.11.26	ISSUE FOR DA	GA	GA
2	18.11.26	ISSUE FOR DA	GA	GA

STANDARD NOTES / DISCLAIMERS

A2 @ 100%
ARCHITECTURAL DOCUMENTATION
NOT FOR CONSTRUCTION